

SLAB REINFORCING
Scale: ⅛" = 1'-0"

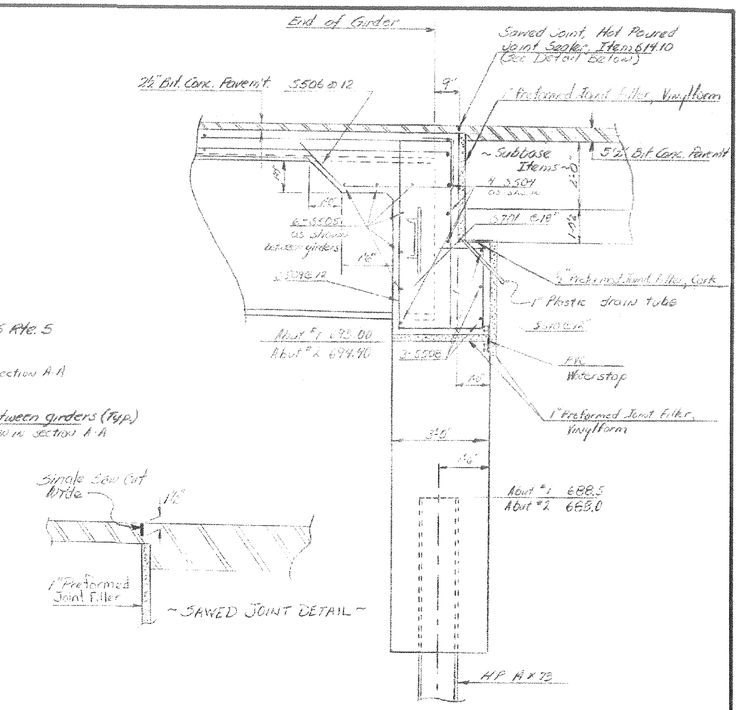

SECTION A-A
Scale: ½" = 1'-0"

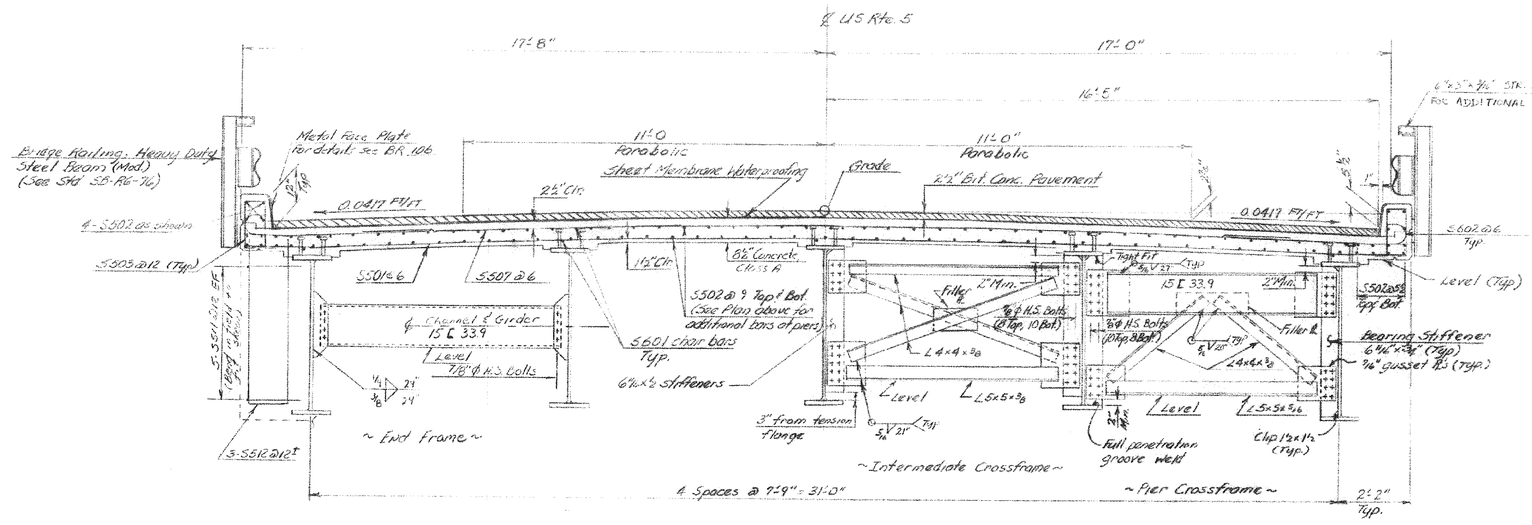

TYPICAL SECTION
Scale: ½" = 1'-0"

Notes

1. The Preformed Joint Filler, Vinylform shall be semi-rigid grade and shall meet the requirements of Subsection 701.23. Payment shall be included in the unit bid price for Concrete Class A.

2. The PVC Waterstop shall be as specified in subsection 701.30. The cost of the waterstop shall be included in the unit price bid for Concrete Class A.

3. Deck concrete shall be placed continuously from the low end to the high end and retarded sufficiently to allow the entire deck to remain fluid until the pour is complete. The quantity of retarder shall be established by the Concrete Engineer prior to placement. Any deviation from this procedure must be approved by the Bridge Engineer.

STATEWIDE – N.E. REGION
BHF MEMB(19)
SHEET 40 OF 80
BRIDGE No. 174
FOR REFERENCE ONLY

STATE OF VERMONT
DEPARTMENT OF HIGHWAYS

TOWN OF Coventry	Bridge No.
	Log Sta.
HIGHWAY NO. U.S. Rte. 5	Surv. Sta.
U.S. Rte. 5 Over The Black River	
Slab Reinforcing & Typical Section	
Designed by A. Elwood	Drawn by A. Elwood
Checked by P.A.C. date 12-78	Bridge Design Supervisor R. S. Houpt date
PROJECT COVENTRY	PROJECT NO. BRS 0113(2)
Bridge Sheet No. 105	Sheet 14 of 58

BR 6