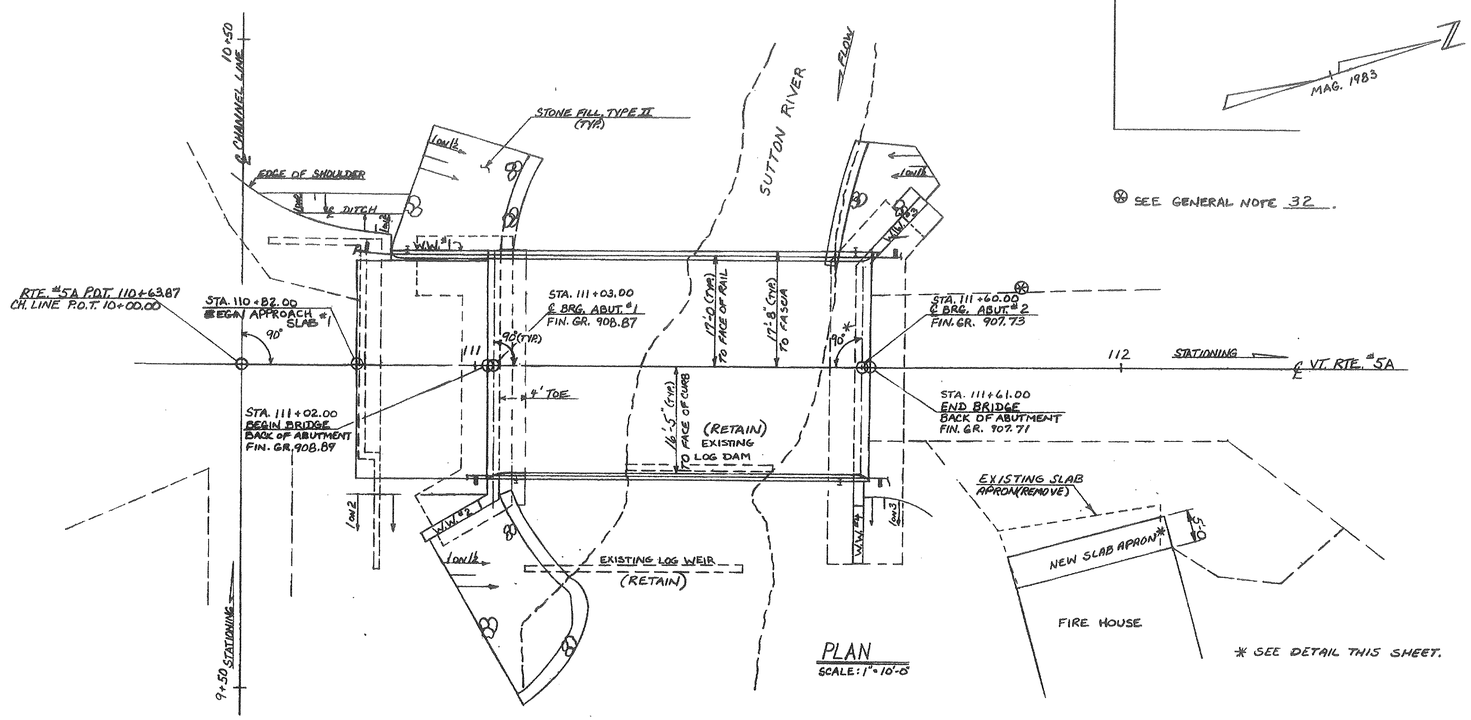

PLAN
SCALE: 1" = 10'-0"

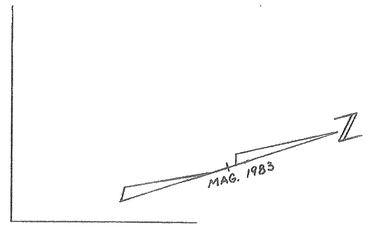

⊗ SEE GENERAL NOTE 32.

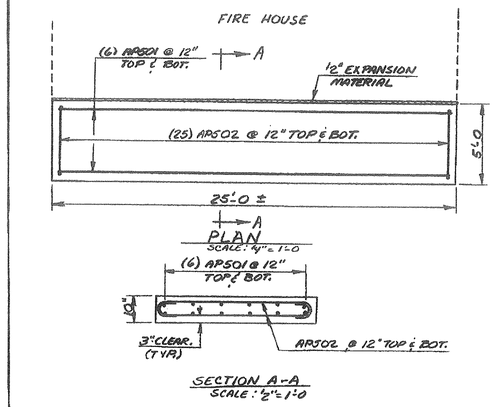

SLAB APRON DETAIL

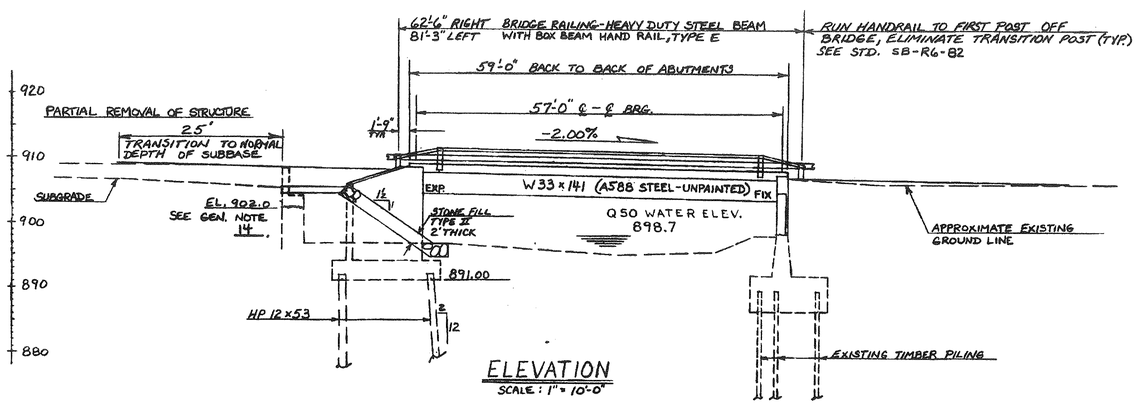

ELEVATION
SCALE: 1" = 10'-0"

BULT AS DESIGN

STATEWIDE – N.E. REGION
BHF MEMB(19)
SHEET 32 OF 80
BRIDGE No. 1
FOR REFERENCE ONLY

STATE OF VERMONT
AGENCY OF TRANSPORTATION

TOWN OF BURKE	Bridge No. 1
	Log Sta.
HIGHWAY NO. VT. RTE. 5A	Surv. Sta. 111+31.5
VT. RTE. 5A OVER SUTTON RIVER	
PLAN AND ELEVATION	
Designed by J.B. MCCARTHY	Drawn by J.B. MCCARTHY
Checked by M. EVANS date 4/84	Bridge Design Supervisor E.L. Dooley date 6-85
PROJECT BURKE	PROJECT NO. BRS 0287(3) S
Bridge Sheet No. BP104	Sheet 20 of 81

DRAWING 44-131 90284

BR-4-'83