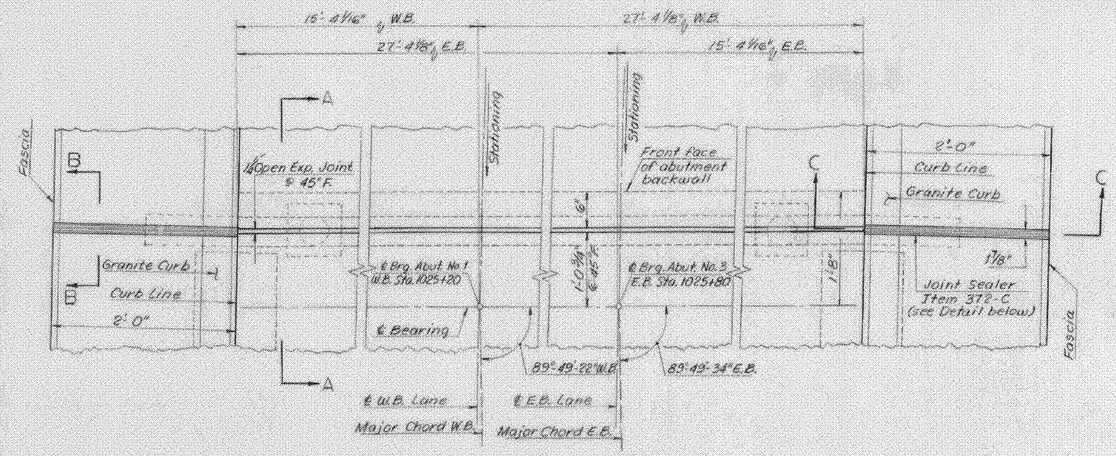

EXPANSION JOINT - ABUTS. 1 AND 3
No Scale

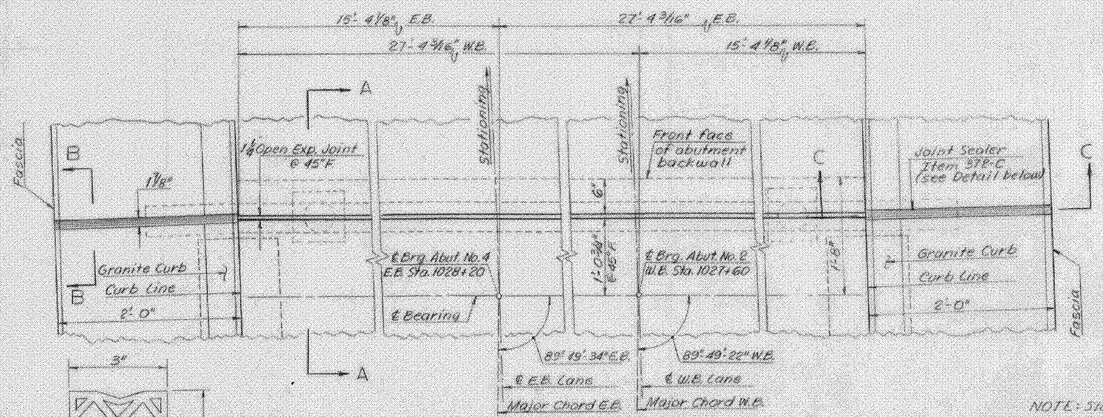

EXPANSION JOINT - ABUTS 2 AND 4
No Scale

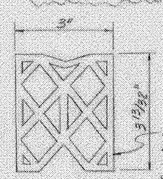

Material to be Premolded Neoprene Rubber. Other configurations that satisfy specifications may be used. Joint Sealer used shall be paid at the same unit price as Item 372-C, Type A.

DETAIL - ITEM 372-C
JOINT SEALER - PREFORMED
No Scale

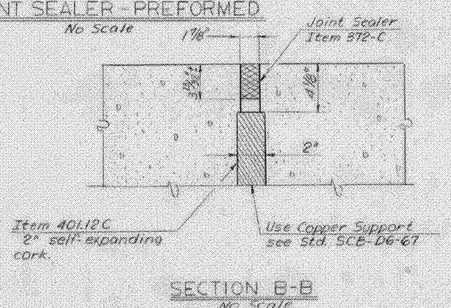

SECTION B-B
No Scale

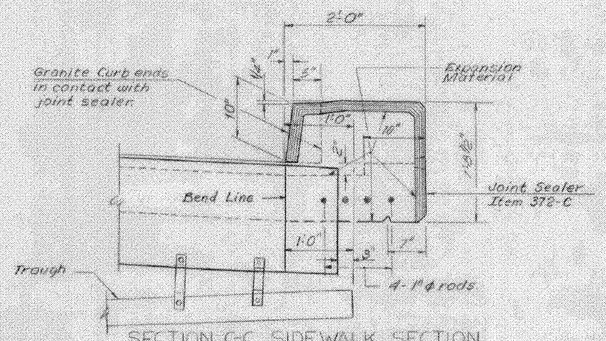

SECTION C-C, SIDEWALK SECTION
Scale: 1" = 1'-0"

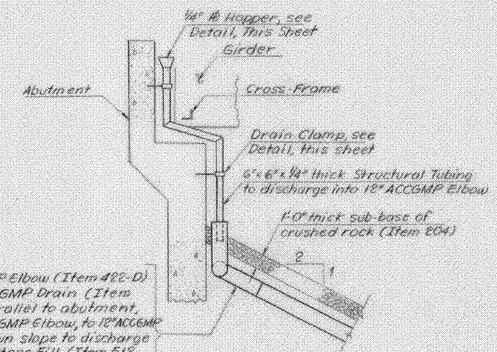

NOTE: Downspouts to be placed inside of left fascia girder (G-1). Downspout to be included in the price of the Expansion Joint (to be paid for under Item 404-A)

DOWNSPOUT DETAIL AT EXPANSION JOINT
No Scale

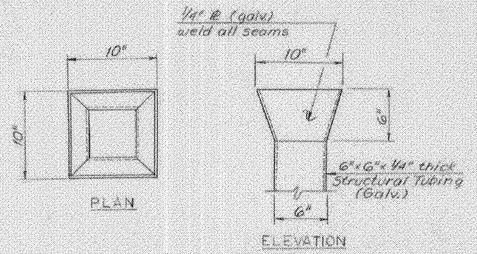

HOPPER DETAIL
Scale: 1 1/2" = 1'-0"

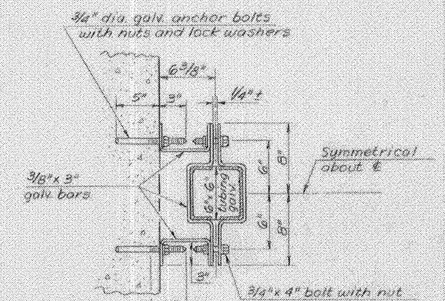

CLAMP DETAIL
Scale: 1 1/2" = 1'-0"

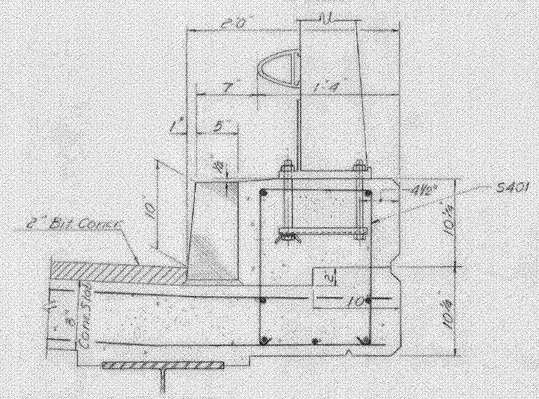

TYPICAL CURB SECTION
Scale 1 1/2" = 1'-0"

NOTE: Slope trough the same as roadway from the high side of the bridge to drain and at 1/8" per foot from the low side of the bridge to drain.

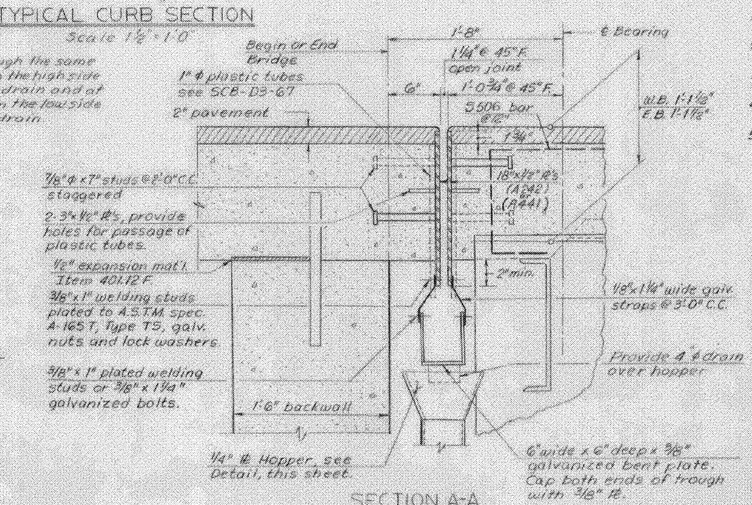

SECTION A-A
Scale: 1 1/8" = 1'-0"

NOTES

1. For General Notes, see BR 301.
2. Dimensions may vary as haunch is adjusted. Shim as required.
3. Expansion dam shall conform to slope of roadway.
4. Slope trough the same as roadway from high side of bridge.
5. Three (3) coats of paint shall be applied [illegible] 404.09 [illegible] of the [illegible] constr[illegible]

FAIR HAVEN – RUTLAND
BHF MEMB(2)
SHEET 15 OF 45
BRIDGE 3 E & W
FOR REFERENCE ONLY

VERMONT
STATE HIGHWAY DEPARTMENT
TOWN OF FAIR HAVEN
U.S. ROUTE 4

U.S. ROUTE 4 RELOCATED
OVER CASTLETON RIVER

JOINT DETAILS

McFARLAND-JOHNSON
CONSULTING ENGINEERS
BINGHAMTON, NEW YORK

DESIGNED R.F.C.	CHECKED R.C.	DATE 11-2-67
DRAWN R.M.G.	IN CHARGE H.G.C.	SCALE AS NOTED

PROJECT NO F020-1(4) SH 141 OF 533

CONTRACT NO. (8) BR 310