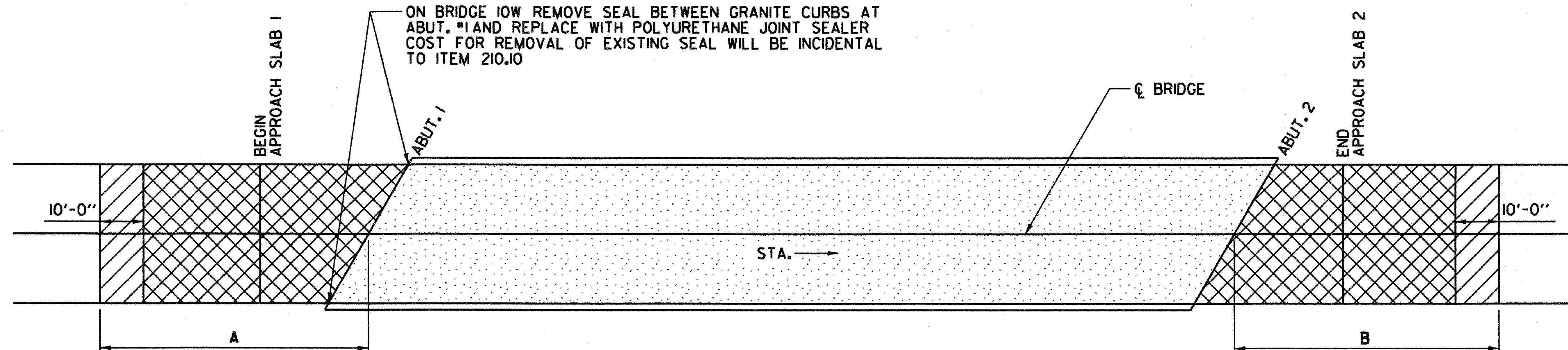
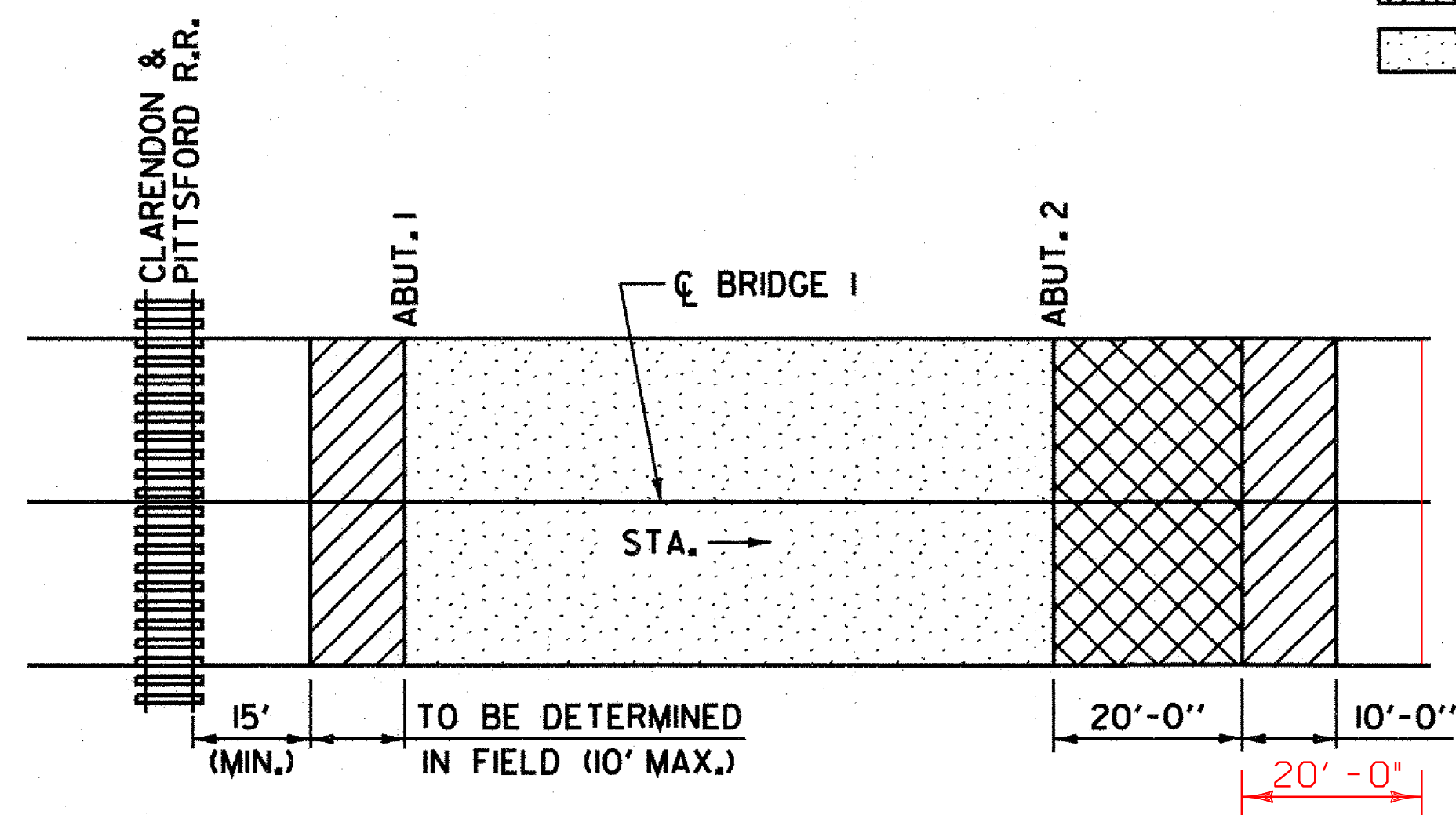


\* - ON BRIDGE 10W THE DISTANCE "A" SHALL BE FROM ABUT. #1A AND DISTANCE "B" SHALL BE FROM ABUT. #2A. SEE REFERENCE PLANS FOR BRIDGE 10W.

BRIDGE NO.	A(FT)	B(FT)
*10 WEST	45.0	50.0
16 EAST	40.0	40.0
19 EAST	40.0	30.0
20 EAST	30.0	0.0
20 WEST	30.0	0.0
11	40.0	40.0
12	60.0	60.0



- COLD PLANE - 1/2"
- COLD PLANE - TO THE TOP OF THE APPROACH SLABS FOR BRIDGE 10W AND COLD PLANE 3" ON BRIDGES 11, 12, 16E&W, 19E AND 20E&W.
- COLD PLANE - TO THE TOP OF THE CONCRETE BRIDGE DECK AND REMOVE THE BARRIER MEMBRANE. REMOVAL OF THE BIT. CONC. PAV'T. WILL BE PAID FOR UNDER ITEM 529.J0. REMOVAL OF THE BARRIER MEMBRANE WILL BE PAID FOR UNDER ITEM 580.I6.



- COLD PLANE - 1/2"
- COLD PLANE - 3"
- COLD PLANE - TO THE TOP OF THE CONCRETE BRIDGE DECK AND REMOVE THE BARRIER MEMBRANE. REMOVAL OF THE BIT. CONC. PAV'T. WILL BE PAID FOR UNDER ITEM 529.J0. REMOVAL OF THE BARRIER MEMBRANE WILL BE PAID FOR UNDER ITEM 580.I6.

**BRIDGE 1 BITUMINOUS CONCRETE REMOVAL & REPLACEMENT PLAN**

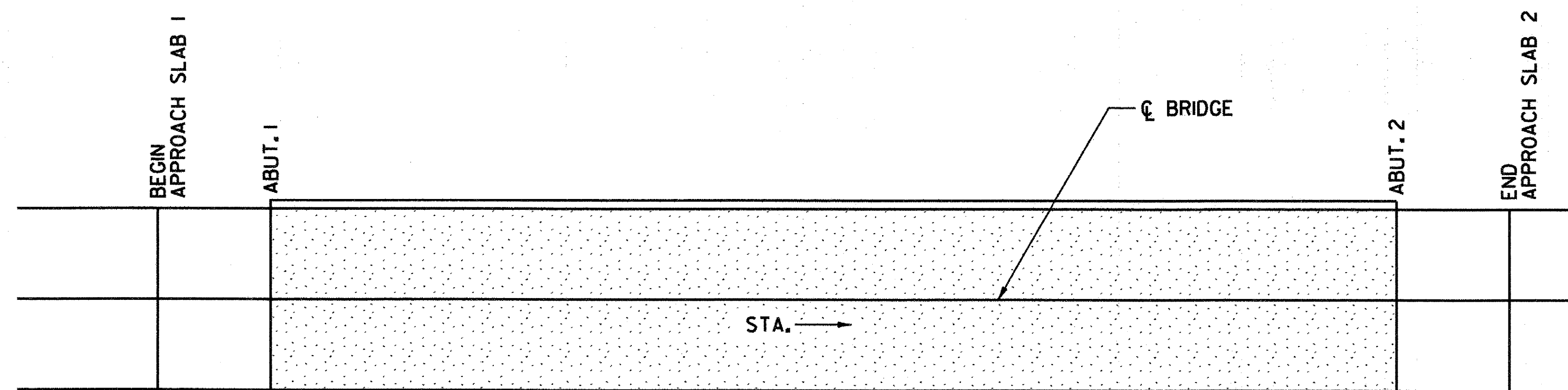
NOT TO SCALE

**BRIDGE 1 NOTES:**

1. ALL WORK SHALL START 15 FEET (MIN.) FROM THE RAILROAD TRACK.
2. BRIDGE 1 DOES NOT HAVE A CURB. THE EXISTING BITUMINOUS CONCRETE PAVEMENT UNDER AND BEHIND THE GUARDRAIL SHALL BE REMOVED AND NEW PAVEMENT, PLACED, SPREAD, AND COMPACTED BY HAND METHODS. THE CONTRACTOR SHALL EXERCISE EVERY REASONABLE PRECAUTION TO PREVENT BITUMINOUS MATERIALS FROM FALLING INTO THE WATER IN ACCORDANCE WITH SUBSECTION 105.24 DURING REMOVAL AND PLACEMENT OF THE BITUMINOUS CONCRETE PAVEMENT.
3. THE SHEET MEMBRANE WATERPROOFING SHALL BE PLACED TO THE EDGES OF THE CONCRETE BRIDGE DECK AND CUT TO FIT AROUND THE BRIDGE RAIL POST'S BASE PLATES.

**BRIDGES 10W, 11, 12, 16E, 19E & 20E&W BITUMINOUS CONCRETE REMOVAL & REPLACEMENT PLAN**

NOT TO SCALE



- COLD PLANE - TO THE TOP OF THE CONCRETE BRIDGE DECK AND REMOVE THE BARRIER MEMBRANE ON BRIDGE 3E&W. REMOVAL OF THE BIT. CONC. PAV'T. WILL BE PAID FOR UNDER ITEM 529.J0. REMOVAL OF THE BARRIER MEMBRANE WILL BE PAID FOR UNDER ITEM 580.I6.

**BRIDGE 3E&W BITUMINOUS CONCRETE REMOVAL & REPLACEMENT PLAN**

NOT TO SCALE



PROJECT NAME: FAIR HAVEN - RUTLAND  
PROJECT NUMBER: BHF MEMB(2)

FILE NAME: ...drawing\08-Conc Remov Plan.dwg  
PROJECT LEADER: G. BOGUE  
DESIGNED BY: S. BURBANK  
DRAWN BY: J. SOTER  
CHECKED BY: G. BOGUE  
BITUMINOUS CONCRETE REMOVAL PLAN SHEET 8 OF 45