

VEHICLE LOOP DETECTOR SCHEDULE

STREET	LANE	STATION	SIZE	TYPE	# OF TURNS	MODE
VT 15	WB LT	32+58 - 32+64 LT	6' X 6'	SQR.	2	PRES.
VT 15	WB LT	32+72 - 32+78 LT	6' X 6'	SQR.	2	PRES.
VT 15	WB LT	32+86 - 32+92 LT	6' X 6'	SQR.	2	PRES.
I-89 EXIT RAMP B	LT	35+77 - 35+88 RT	6' X 40'	QUAD	2	PRES.
I-89 EXIT RAMP B	LT	35+89 - 36+00 RT	6' X 40'	QUAD	2	PRES.

678.22 VEHICLE LOOP DETECTOR
 STA. 32+58 - STA. 32+64 LT (75 LF)
 STA. 32+72 - STA. 32+78 LT (32 LF)
 STA. 32+86 - STA. 32+92 LT (32 LF)

203.16 SOLID ROCK EXCAVATION

STA. 29+15 - STA. 29+25 LT
 STA. 29+67 - STA. 29+72 RT
 STA. 29+70 - STA. 29+80 LT

604.412, 604.415, 604.418 REHAB, DROP INLETS, CATCH BASINS, OR MANHOLES, CLASS I, CLASS II OR CLASS III

STA. 29+32 LT (TYPE D GRATE)
 STA. 29+92 LT (TYPE D GRATE)
 STA. 30+23 LT (TYPE D GRATE)
 STA. 30+47 RT (TYPE D GRATE)
 STA. 31+67 LT (TYPE D GRATE)
 STA. 32+28 RT (TYPE D GRATE)
 STA. 32+88 LT & RT (TYPE D GRATE)
 STA. 32+88 LT (TYPE D GRATE)
 STA. 33+64 LT (TYPE D GRATE)
 STA. 33+66 RT (TYPE D GRATE)

604.42 CHANGING ELEVATION OF SEWER MANHOLES

STA. 28+81 LT
 STA. 29+22 LT
 STA. 29+46 LT
 STA. 30+82 LT
 STA. 32+80 LT

618.10 PORTLAND CEMENT CONCRETE SIDEWALK, 5 INCH

STA. 29+15 - STA. 29+25 LT
 STA. 29+67 - STA. 29+72 RT
 STA. 29+70 - STA. 29+80 LT

618.30 DETECTABLE WARNING SURFACE

STA. 29+22 LT
 STA. 29+70 RT
 STA. 29+75 LT

629.20 ADJUST ELEVATION OF VALVE BOX

STA. 29+53 LT STA. 31+00 LT
 STA. 29+54 LT STA. 31+44 LT
 STA. 30+31 RT STA. 31+53 LT

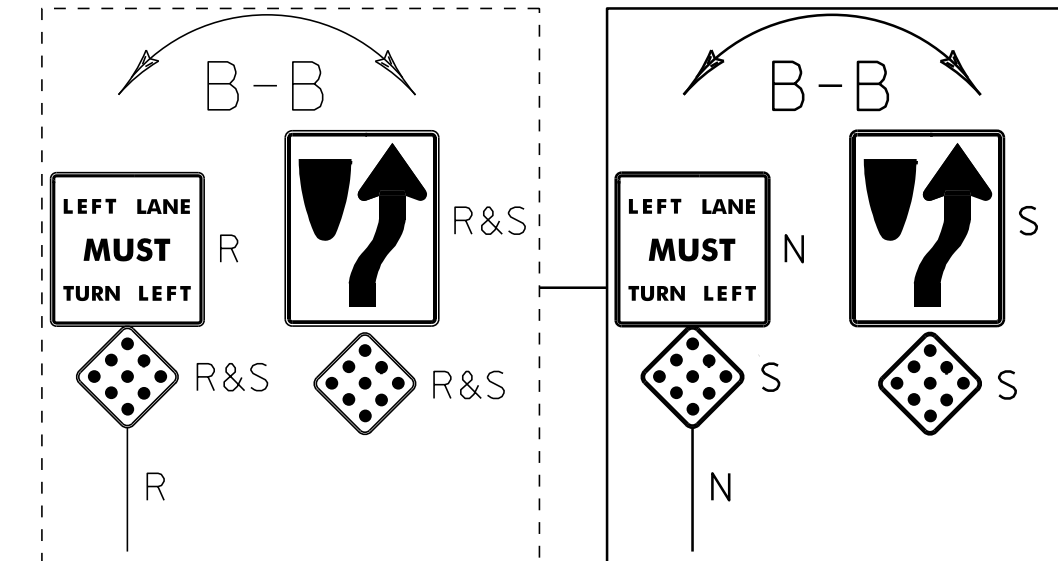
646.407 DURABLE 4 INCH WHITE LINE, RECESSED TYPE I TAPE

STA. 28+50 - STA. 31+01 (SOLID RT)
 STA. 28+50 - STA. 31+69 (DASHED RT)
 STA. 28+50 - STA. 34+25 (SOLID LT)
 WITH EDGELINE BREAK AT DION STREET)
 STA. 28+50 - STA. 34+25 (DASHED LT)
 STA. 31+51 - STA. 31+83 (SOLID RT)
 STA. 32+15 - STA. 34+25 (SOLID RT)
 STA. 32+34 - STA. 34+25 (DASHED RT)
 STA. 32+58 - STA. 34+25 (SOLID LT)

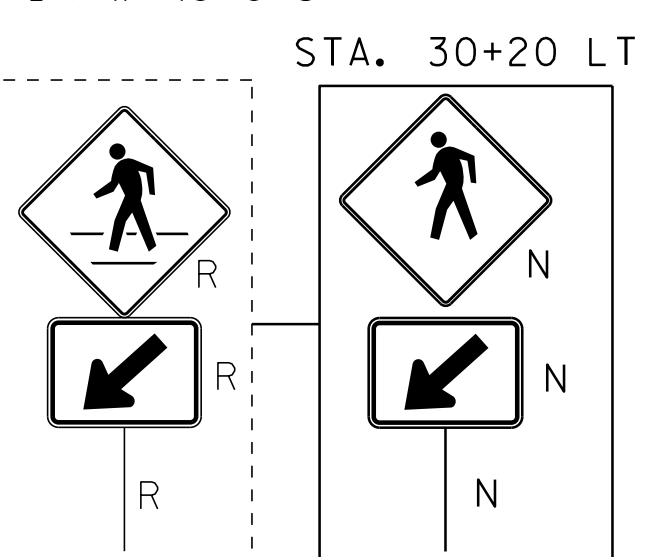
646.417 DURABLE 4 INCH YELLOW LINE, RECESSED TYPE I TAPE

STA. 28+50 - STA. 29+25 (CENTERLINE LT)
 STA. 28+68 - STA. 29+67 (CENTERLINE LT)
 STA. 29+79 - STA. 30+08 (CENTERLINE LT)
 STA. 29+79 - STA. 30+08 (CENTERLINE LT)
 STA. 30+08 - STA. 31+81 (SOLID LT)
 BOTH EDGES OF MEDIAN)
 STA. 32+58 - STA. 34+25 (SOLID LT)
 BOTH EDGES OF MEDIAN)
 STA. 29+46 LT (CENTERLINE OF DION STREET)

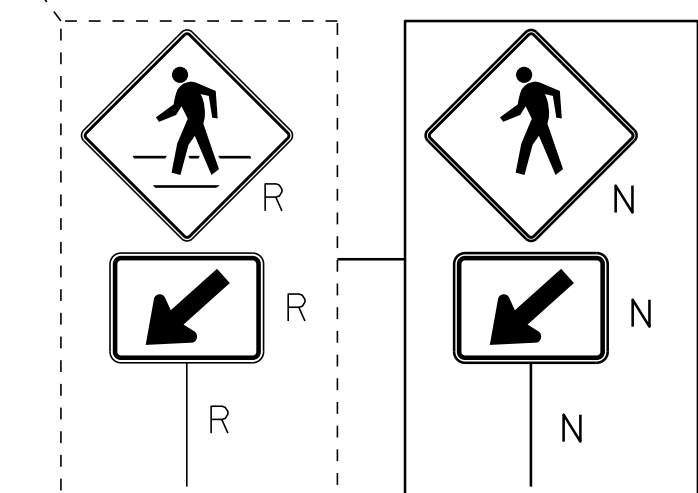
STA. 32+63 LT



REMOVE AND RECONSTRUCT SIDEWALK RAMP TYPE 1, EXAMPLE 2 FROM STANDARD DRAWING C-3A

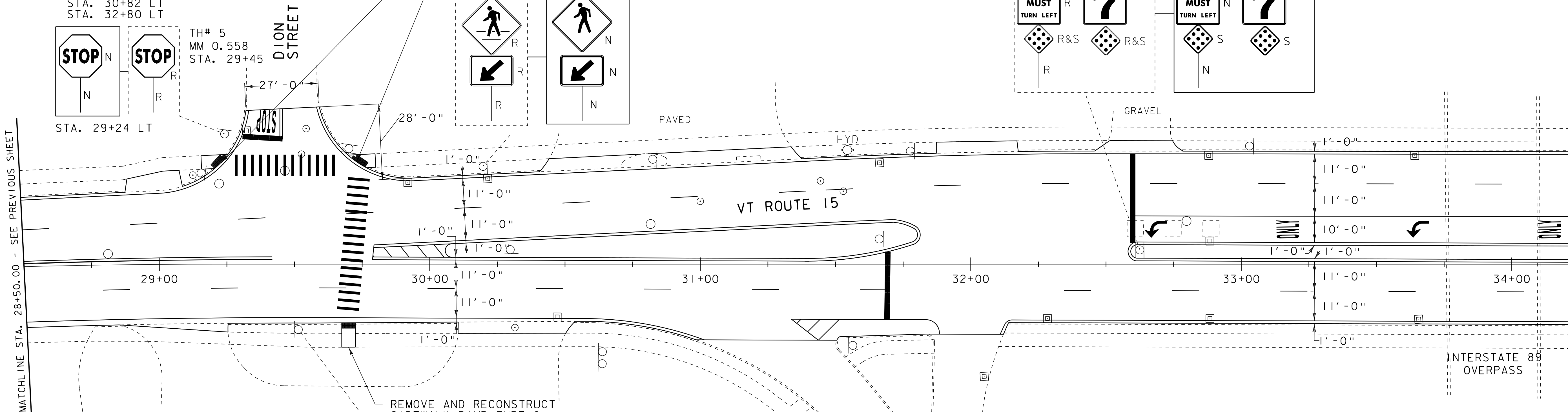


REMOVE AND RECONSTRUCT SIDEWALK RAMP TYPE 2, FROM STANDARD DRAWING C-3A



MATCHLINE STA. 28+50.00 - SEE PREVIOUS SHEET

MATCHLINE STA. 34+25.00 - SEE NEXT SHEET



646.427 DURABLE 6 INCH WHITE LINE, RECESSED TYPE I TAPE

STA. 32+11 - STA. 32+15 (SOLID RT)

646.437 DURABLE 6 INCH YELLOW LINE, RECESSED TYPE I TAPE

STA. 31+83 - STA. 31+88 (SOLID RT)

646.447 DURABLE 8 INCH WHITE LINE, RECESSED TYPE I TAPE

STA. 31+34 - STA. 31+44 (SOLID RT)
 STA. 31+34 - STA. 31+51 (SOLID RT)
 STA. 31+34 - STA. 31+51 (HATCHED RT)

646.457 DURABLE 8 INCH YELLOW LINE, RECESSED TYPE I TAPE

STA. 29+79 - STA. 30+08 (HATCHED LT)

646.487 DURABLE 24 INCH STOP BAR, RECESSED TYPE I TAPE

STA. 29+31 - STA. 29+46 LT
 STA. 31+70 LT & RT
 STA. 32+59 LT

646.491 DURABLE LETTER OR SYMBOL, TYPE I TAPE

STA. 29+39 LT "STOP" STA. 33+66 LT ARROW
 STA. 32+69 LT ARROW STA. 34+14 LT "ONLY"
 STA. 33+19 LT "ONLY"

646.602 TEMPORARY 4" WHITE LINE, PAINT

STA. 28+50 - STA. 31+01 (SOLID RT)
 STA. 28+50 - STA. 31+69 (DASHED RT)
 STA. 28+50 - STA. 34+25 (SOLID LT)
 WITH EDGELINE BREAK AT DION STREET)
 STA. 28+50 - STA. 34+25 (DASHED LT)
 STA. 31+51 - STA. 31+83 (SOLID RT)
 STA. 32+15 - STA. 34+25 (SOLID RT)
 STA. 32+34 - STA. 34+25 (DASHED RT)
 STA. 32+58 - STA. 34+25 (SOLID LT)

646.507 DURABLE CROSSWALK MARKING, RECESSED TYPE I TAPE

STA. 29+26 - STA. 29+69 LT
 STA. 29+70 - STA. 29+77 LT & RT

646.652 TEMPORARY 8 INCH YELLOW LINE, PAINT

STA. 29+79 - STA. 30+08 (HATCHED LT)

646.692 TEMPORARY LETTER OR SYMBOL, PAINT

STA. 29+39 LT "STOP" STA. 33+66 LT ARROW
 STA. 32+69 LT ARROW STA. 34+14 LT "ONLY"
 STA. 33+19 LT "ONLY"

646.682 TEMPORARY 24" STOP BAR, PAINT

STA. 29+31 - STA. 29+46 LT
 STA. 31+70 LT & RT
 STA. 32+59 LT

646.702 TEMPORARY CROSSWALK MARKING, PAINT

STA. 29+26 - STA. 29+69 LT
 STA. 29+70 - STA. 29+77 LT & RT

646.612 TEMPORARY 4" YELLOW LINE, PAINT

STA. 28+50 - STA. 29+25 (CENTERLINE LT)
 STA. 28+68 - STA. 29+67 (CENTERLINE LT)
 STA. 29+79 - STA. 30+08 (CENTERLINE LT)
 STA. 29+79 - STA. 30+08 (CENTERLINE LT)
 STA. 30+08 - STA. 31+81 (SOLID LT)
 BOTH EDGES OF MEDIAN)
 STA. 32+58 - STA. 34+25 (SOLID LT)
 BOTH EDGES OF MEDIAN)
 STA. 29+46 LT (CENTERLINE OF DION STREET)

646.622 TEMPORARY 6" WHITE LINE, PAINT

STA. 32+11 - STA. 32+15 (SOLID RT)

646.632 TEMPORARY 6" YELLOW LINE, PAINT

STA. 31+83 - STA. 31+88 (SOLID RT)

646.642 TEMPORARY 8 INCH WHITE LINE, PAINT

STA. 31+34 - STA. 31+44 (SOLID RT)
 STA. 31+34 - STA. 31+51 (SOLID RT)
 STA. 31+34 - STA. 31+51 (HATCHED RT)

646.81 PAINTED CURB

STA. 30+06 - STA. 30+36 LT
 (BOTH EDGES OF MEDIAN)
 STA. 31+40 - STA. 31+80 LT
 (BOTH EDGES OF MEDIAN)
 STA. 31+54 - STA. 31+84 RT
 (BOTH EDGES OF MEDIAN)
 STA. 32+58 - STA. 32+88 LT
 (BOTH EDGES OF MEDIAN)

675.50 REMOVING SIGNS

AS SHOWN - 9

675.60 ERECTING SALVAGED SIGNS

AS SHOWN - 3

SIGN LEGEND

R = REMOVE
 S = SALVAGE
 N = NEW
 RET = RETAIN
 B-B = BACK TO BACK

DATUM

VERTICAL N/A
 HORIZONTAL N/A

PROJECT LAYOUT SHEET 4

PROJECT NAME: WINOOSKI
 PROJECT NUMBER: STP 2617(I)S

FILE NAME: 06d064.dgn PLOT DATE: 31-OCT-2011 16:46
 PROJECT LEADER: CDL DRAWN BY: SJL
 DESIGNED BY: SJL CHECKED BY: EPD
 PLOT FILE: 06D064.66.i SHEET 66 OF 88