

604.412, 604.415, 604.418 REHAB, DROP
 INLETS, CATCH BASINS, OR MANHOLES, CLASS I,
 CLASS II OR CLASS III
 STA. 62+55 RT "TYPE D GRATE"
 STA. 62+56 RT "TYPE D GRATE"
 STA. 63+46 RT "TYPE D GRATE"
 STA. 64+36 LT "TYPE D GRATE"
 STA. 64+85 RT "TYPE D GRATE"
 STA. 65+15 LT "TYPE D GRATE"
 STA. 65+45 LT "TYPE D GRATE"

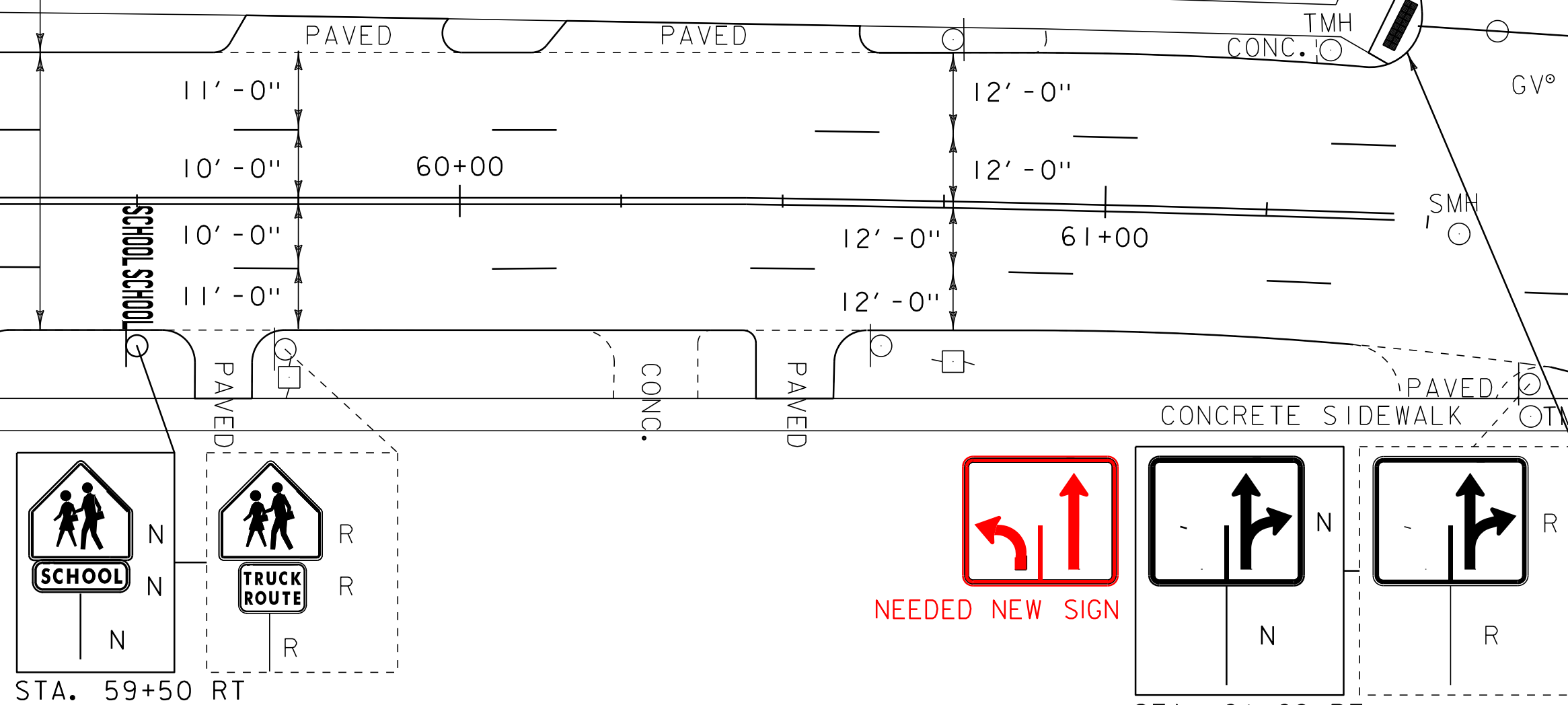
604.40 CHANGING ELEVATION OF DROP
 INLETS, CATCH BASINS, OR MANHOLES
 STA. 63+08 LT (TMH)
 STA. 63+18 LT (EMH)

604.42 CHANGING ELEVATION
 OF SEWER MANHOLES

STA. 61+55 RT STA. 64+52 LT
 STA. 61+57 LT STA. 64+67 LT
 STA. 62+87 LT STA. 64+74 LT
 STA. 63+33 LT STA. 64+96 LT
 STA. 63+42 RT

MATCHLINE STA. 59+25 - SEE PREVIOUS SHEET

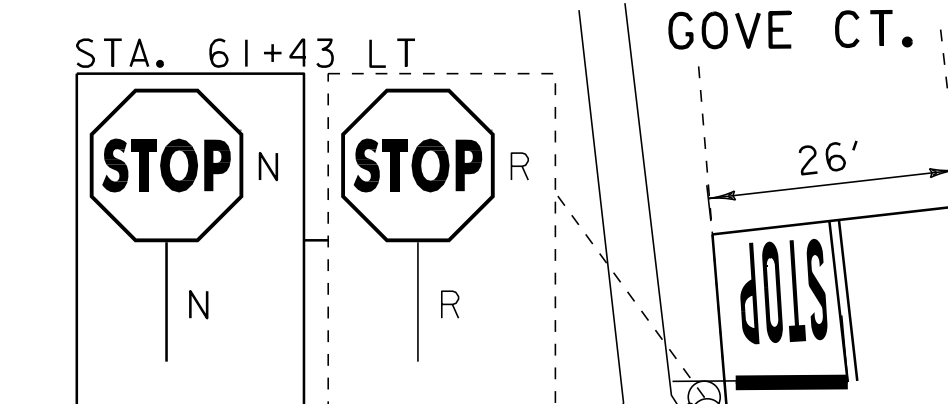
EXISTING PAVEMENT
 WIDTH 42'



STA. 59+50 RT

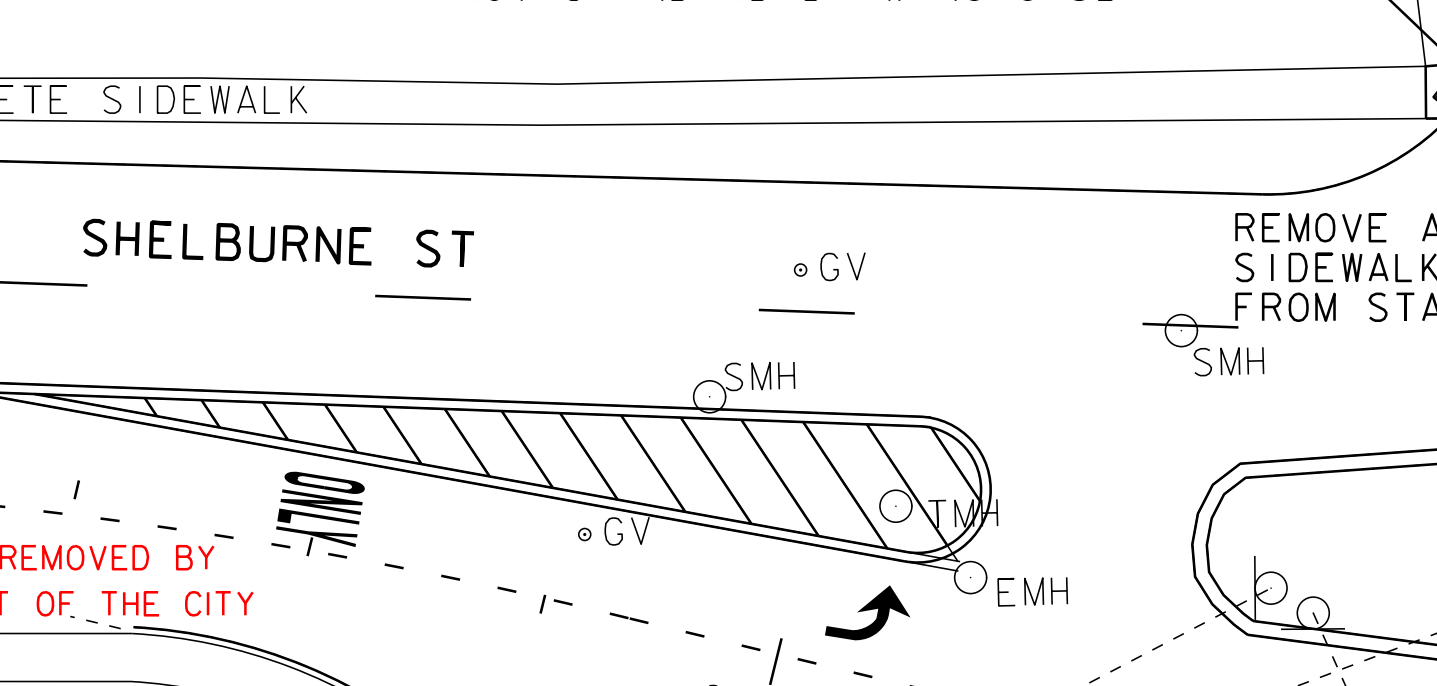
618.20 ADJUST ELEVATION OF VALVE BOX
 STA. 61+66 LT (WSV) STA. 62+77 LT (WSV)
 STA. 61+84 LT (GSV) STA. 62+93 LT (GSV)
 STA. 61+88 LT (GSV) STA. 63+08 RT (WSV)
 STA. 61+92 LT (GSV) STA. 63+91 LT (WSV)
 STA. 61+92 LT (GSV) STA. 63+93 LT (WSV)
 STA. 62+06 LT (GSV) STA. 64+28 LT (GSV)
 STA. 64+92 LT (WSV)

618.10 PORTLAND CEMENT CONCRETE SIDEWALK, 5 INCH
 STA. 61+39 - STA. 61+46 LT
 STA. 61+71 - STA. 61+83 LT
 STA. 63+52 - STA. 63+57 LT
 STA. 63+99 - STA. 64+09 LT
 STA. 65+24 - STA. 65+30 LT
 STA. 65+21 - STA. 65+33 RT

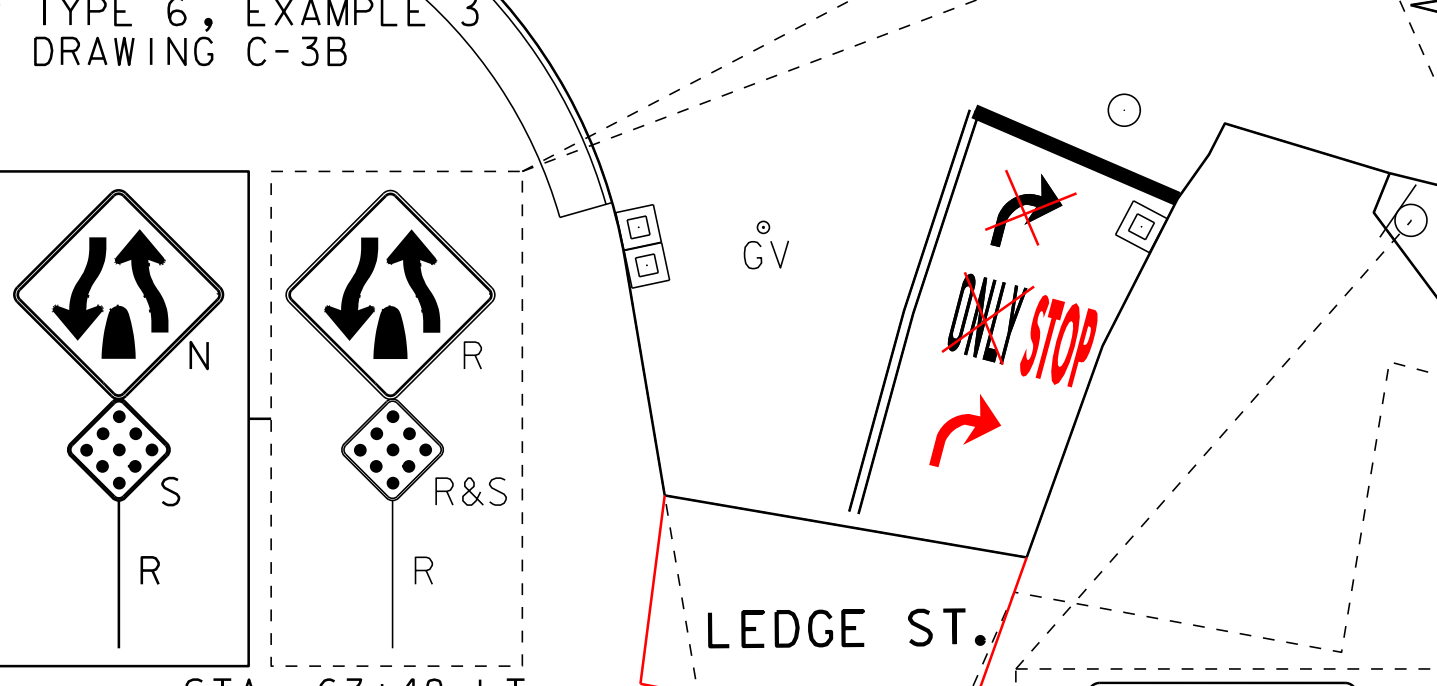


618.30 DETECTABLE WARNING SURFACE
 STA. 61+43 LT STA. 64+04 LT
 STA. 61+76 LT STA. 65+27 LT
 STA. 63+54 LT STA. 65+29 RT
 646.682 TEMPORARY 24 INCH STOP BAR, PAINT
 STA. 61+46 - STA. 61+57 LT
 STA. 63+26 - STA. 63+49 RT
 STA. 63+60 - STA. 63+76 LT
 STA. 64+69 - STA. 65+08 LT
 646.486 DURABLE 24 INCH STOP BAR, RECESSED POLYUREA
 STA. 61+46 - STA. 61+57 LT
 STA. 63+26 - STA. 63+49 RT
 STA. 63+60 - STA. 63+76 LT
 STA. 64+69 - STA. 65+08 LT
 646.702 TEMPORARY CROSSWALK MARKING, PAINT
 STA. 61+47 - STA. 61+72 LT
 STA. 63+59 - STA. 64+00 LT
 STA. 65+22 LT - STA. 65+33 RT
 646.501 DURABLE CROSSWALK MARKING, TYPE I TAPE
 STA. 61+47 - STA. 61+72 LT
 STA. 63+59 - STA. 64+00 LT

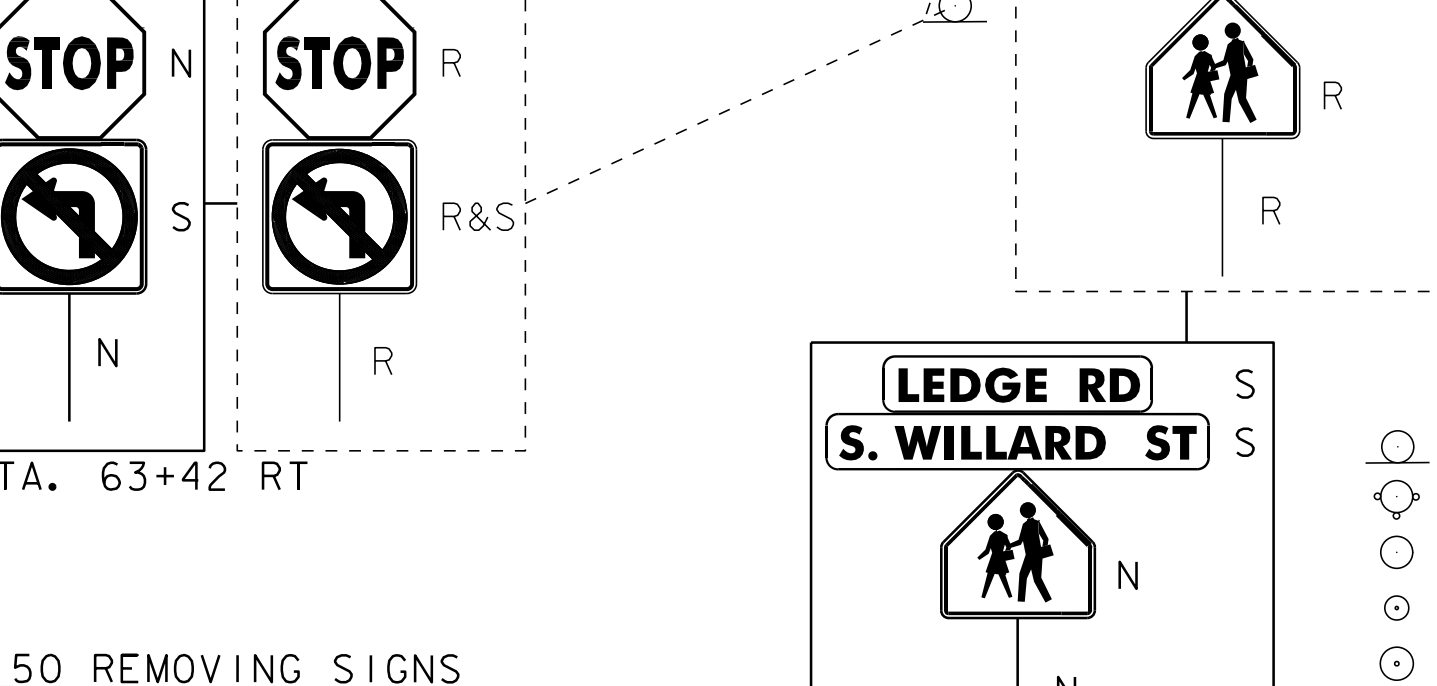
REMOVE AND RECONSTRUCT
 SIDEWALK RAMP TYPE 6, EXAMPLE 3
 FROM STANDARD DRAWING C-3B



REMOVE AND RECONSTRUCT
 SIDEWALK RAMP TYPE 6, EXAMPLE 3
 FROM STANDARD DRAWING C-3B



REMOVE AND RECONSTRUCT
 SIDEWALK RAMP TYPE 2
 FROM STANDARD DRAWING C-3A



675.50 REMOVING SIGNS
 AS SHOWN - 24

675.60 ERECTING SALVAGED SIGNS
 AS SHOWN - 10

900.640 SPECIAL PROVISION (DURABLE
 CROSSWALK MARKING, IMPRINTED/COLORIZED)
 STA. 65+22 - STA. 65+33 LT & RT

646.406 DURABLE 4" WHITE LINE, RECESSED POLYUREA
 STA. 59+25 - STA. 63+38 (DASHED LT)
 STA. 59+25 - STA. 61+86 (DASHED RT)
 STA. 64+02 - STA. 64+65 (DOTTED LT)
 STA. 65+33 - STA. 65+50 (SOLID LT & RT)

646.416 DURABLE 4" YELLOW LINE, RECESSED POLYUREA
 STA. 59+25 - STA. 63+09 (CENTERLINE
 WITH BREAKS AT SIDE ROADS)
 STA. 62+12 - STA. 63+16 CENTERLINE LT
 STA. 63+40 - STA. 63+82 SOLID LT
 STA. 63+40 - STA. 63+82 SOLID LT
 STA. 63+99 - STA. 64+24 CENTERLINE LT
 STA. 64+05 - STA. 64+38 CENTERLINE LT
 STA. 64+62 - STA. 65+11 CENTERLINE LT
 STA. 64+62 - STA. 65+11 CENTERLINE LT
 STA. 65+33 - STA. 65+50 (CENTERLINE)

646.456 DURABLE 8" YELLOW LINE, RECESSED POLYUREA
 STA. 62+19 - STA. 63+16 (HATCHED LT)
 STA. 64+02 - STA. 64+34 (HATCHED LT)
 STA. 64+63 - STA. 65+05 (HATCHED LT)

646.652 TEMPORARY 8" YELLOW LINE, PAINT
 STA. 62+19 - STA. 63+16 (HATCHED LT)
 STA. 64+02 - STA. 64+34 (HATCHED LT)
 STA. 64+63 - STA. 65+05 (HATCHED LT)

646.446 DURABLE 8" WHITE LINE, RECESSED POLYUREA
 STA. 61+86 - STA. 63+17 (DOTTED RT & LT)
 STA. 63+68 - STA. 64+54 (SOLID LT)
 STA. 63+68 - STA. 65+02 (HATCHED LT)
 STA. 63+68 - STA. 65+22 (SOLID LT)

203.16 SOLID ROCK EXCAVATION
 STA. 61+39 - STA. 61+46 LT
 STA. 61+71 - STA. 61+83 LT
 STA. 63+52 - STA. 63+57 LT
 STA. 63+99 - STA. 64+09 LT
 STA. 65+24 - STA. 65+30 LT
 STA. 65+21 - STA. 65+33 RT

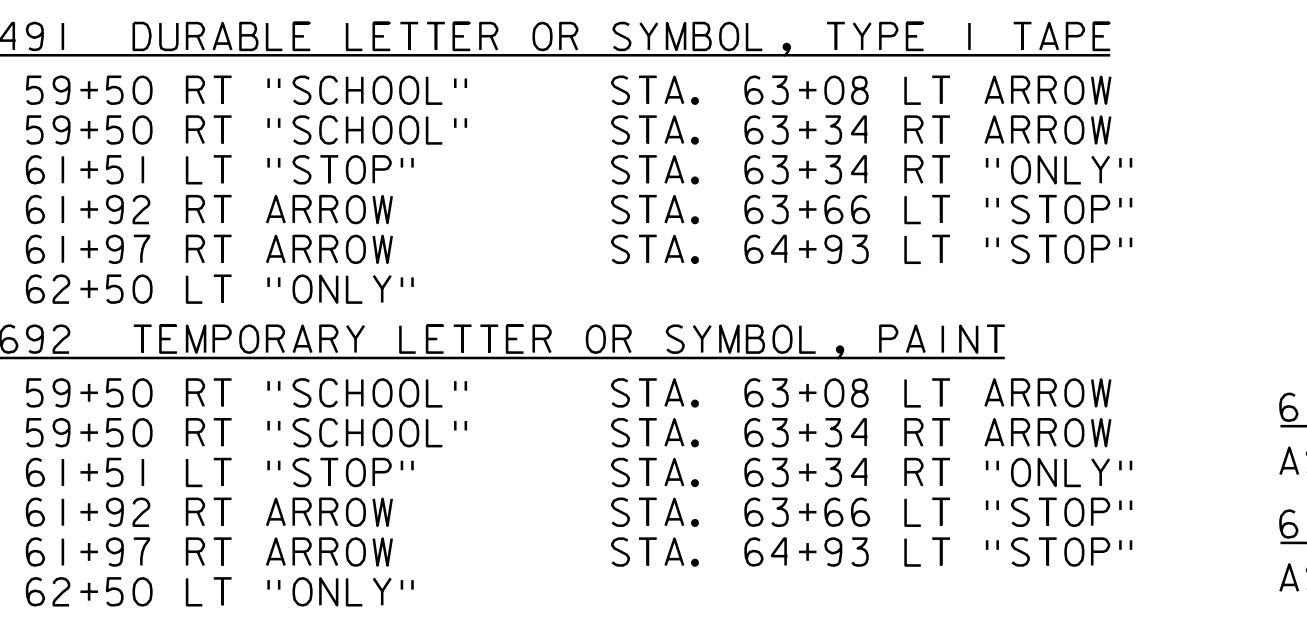
646.602 TEMPORARY 4" WHITE LINE, PAINT
 STA. 59+25 - STA. 63+38 (DASHED LT)
 STA. 59+25 - STA. 61+86 (DASHED RT)
 STA. 64+02 - STA. 64+65 (DOTTED LT)
 STA. 65+33 - STA. 65+50 (SOLID LT & RT)

646.612 TEMPORARY 4" YELLOW LINE, PAINT
 STA. 59+25 - STA. 63+09 (CENTERLINE
 WITH BREAKS AT SIDE ROADS)
 STA. 62+12 - STA. 63+16 CENTERLINE LT
 STA. 63+40 - STA. 63+82 SOLID LT
 STA. 63+40 - STA. 63+82 SOLID LT
 STA. 63+99 - STA. 64+24 CENTERLINE LT
 STA. 64+05 - STA. 64+38 CENTERLINE LT
 STA. 64+62 - STA. 65+11 CENTERLINE LT
 STA. 64+62 - STA. 65+11 CENTERLINE LT
 STA. 65+33 - STA. 65+50 (CENTERLINE)

646.491 DURABLE LETTER OR SYMBOL, TYPE I TAPE
 STA. 59+50 RT "SCHOOL"
 STA. 59+50 RT "SCHOOL"
 STA. 61+51 LT "STOP"
 STA. 61+92 RT ARROW
 STA. 61+97 RT ARROW
 STA. 62+50 LT "ONLY"

646.692 TEMPORARY LETTER OR SYMBOL, PAINT
 STA. 59+50 RT "SCHOOL"
 STA. 59+50 RT "SCHOOL"
 STA. 61+51 LT "STOP"
 STA. 61+92 RT ARROW
 STA. 61+97 RT ARROW
 STA. 62+50 LT "ONLY"

646.642 TEMPORARY 8" WHITE LINE, PAINT
 STA. 61+86 - STA. 63+17 (DOTTED RT & LT)
 STA. 63+68 - STA. 64+54 (SOLID LT)
 STA. 63+68 - STA. 65+02 (HATCHED LT)
 STA. 63+68 - STA. 65+22 (SOLID LT)

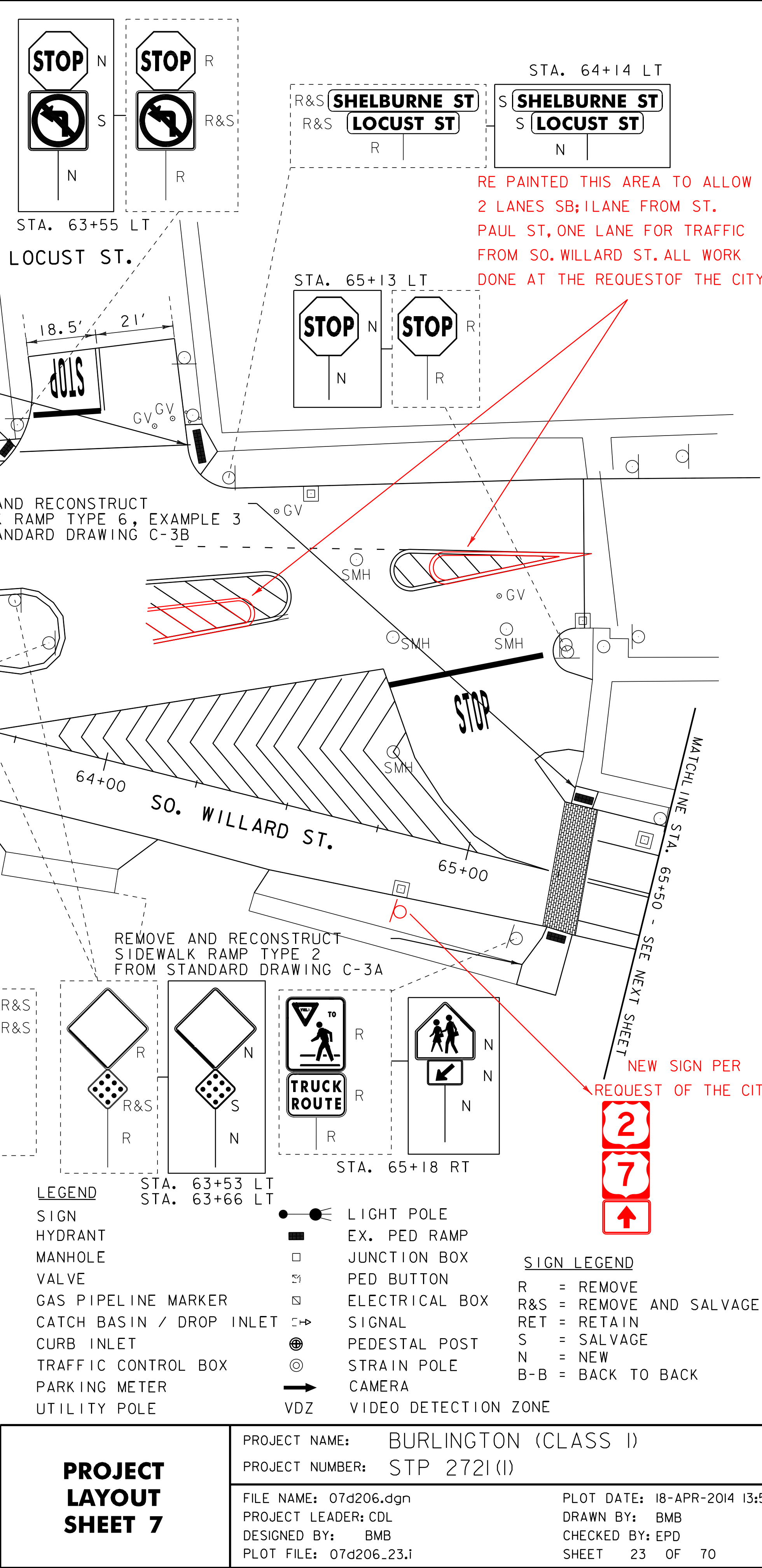


REMOVE AND RECONSTRUCT
 SIDEWALK RAMP TYPE 6, EXAMPLE 3
 FROM STANDARD DRAWING C-3B

REMOVE AND RECONSTRUCT
 SIDEWALK RAMP TYPE 6, EXAMPLE 3
 FROM STANDARD DRAWING C-3B

REMOVE AND RECONSTRUCT
 SIDEWALK RAMP TYPE 6, EXAMPLE 3
 FROM STANDARD DRAWING C-3B

REMOVE AND RECONSTRUCT
 SIDEWALK RAMP TYPE 6, EXAMPLE 3
 FROM STANDARD DRAWING C-3B



REMOVE AND RECONSTRUCT
 SIDEWALK RAMP TYPE 6, EXAMPLE 3
 FROM STANDARD DRAWING C-3B

REMOVE AND RECONSTRUCT
 SIDEWALK RAMP TYPE 6, EXAMPLE 3
 FROM STANDARD DRAWING C-3B

REMOVE AND RECONSTRUCT
 SIDEWALK RAMP TYPE 6, EXAMPLE 3
 FROM STANDARD DRAWING C-3B

REMOVE AND RECONSTRUCT
 SIDEWALK RAMP TYPE 6, EXAMPLE 3
 FROM STANDARD DRAWING C-3B

REMOVE AND RECONSTRUCT
 SIDEWALK RAMP TYPE 6, EXAMPLE 3
 FROM STANDARD DRAWING C-3B

REMOVE AND RECONSTRUCT
 SIDEWALK RAMP TYPE 6, EXAMPLE 3
 FROM STANDARD DRAWING C-3B

REMOVE AND RECONSTRUCT
 SIDEWALK RAMP TYPE 6, EXAMPLE 3
 FROM STANDARD DRAWING C-3B

REMOVE AND RECONSTRUCT
 SIDEWALK RAMP TYPE 6, EXAMPLE 3
 FROM STANDARD DRAWING C-3B

REMOVE AND RECONSTRUCT
 SIDEWALK RAMP TYPE 6, EXAMPLE 3
 FROM STANDARD DRAWING C-3B

REMOVE AND RECONSTRUCT
 SIDEWALK RAMP TYPE 6, EXAMPLE 3
 FROM STANDARD DRAWING C-3B

REMOVE AND RECONSTRUCT
 SIDEWALK RAMP TYPE 6, EXAMPLE 3
 FROM STANDARD DRAWING C-3B

REMOVE AND RECONSTRUCT
 SIDEWALK RAMP TYPE 6, EXAMPLE 3
 FROM STANDARD DRAWING C-3B

REMOVE AND RECONSTRUCT
 SIDEWALK RAMP TYPE 6, EXAMPLE 3
 FROM STANDARD DRAWING C-3B

REMOVE AND RECONSTRUCT
 SIDEWALK RAMP TYPE 6, EXAMPLE 3
 FROM STANDARD DRAWING C-3B

REMOVE AND RECONSTRUCT
 SIDEWALK RAMP TYPE 6, EXAMPLE 3
 FROM STANDARD DRAWING C-3B

REMOVE AND RECONSTRUCT
 SIDEWALK RAMP TYPE 6, EXAMPLE 3
 FROM STANDARD DRAWING C-3B

REMOVE AND RECONSTRUCT
 SIDEWALK RAMP TYPE 6, EXAMPLE 3
 FROM STANDARD DRAWING C-3B

REMOVE AND RECONSTRUCT
 SIDEWALK RAMP TYPE 6, EXAMPLE 3
 FROM STANDARD DRAWING C-3B

REMOVE AND RECONSTRUCT
 SIDEWALK RAMP TYPE 6, EXAMPLE 3
 FROM STANDARD DRAWING C-3B

REMOVE AND RECONSTRUCT
 SIDEWALK RAMP TYPE 6, EXAMPLE 3
 FROM STANDARD DRAWING C-3B

REMOVE AND RECONSTRUCT
 SIDEWALK RAMP TYPE 6, EXAMPLE 3
 FROM STANDARD DRAWING C-3B

REMOVE AND RECONSTRUCT
 SIDEWALK RAMP TYPE 6, EXAMPLE 3
 FROM STANDARD DRAWING C-3B

REMOVE AND RECONSTRUCT
 SIDEWALK RAMP TYPE 6, EXAMPLE 3
 FROM STANDARD DRAWING C-3B

REMOVE AND RECONSTRUCT
 SIDEWALK RAMP TYPE 6, EXAMPLE 3
 FROM STANDARD DRAWING C-3B

REMOVE AND RECONSTRUCT
 SIDEWALK RAMP TYPE 6, EXAMPLE 3
 FROM STANDARD DRAWING C-3B


REMOVE AND RECONSTRUCT
 SIDEWALK RAMP TYPE 6, EXAMPLE 3
 FROM STANDARD DRAWING C-3B

REMOVE AND RECONSTRUCT
 SIDEWALK RAMP TYPE 6, EXAMPLE 3
 FROM STANDARD DRAWING C-3B

REMOVE AND RECONSTRUCT
 SIDEWALK RAMP TYPE 6, EXAMPLE 3
 FROM STANDARD DRAWING C-3B

REMOVE AND RECONSTRUCT
 SIDEWALK RAMP TYPE 6, EXAMPLE 3
 FROM STANDARD DRAWING C-3B

REMOVE AND RECONSTRUCT
 SIDEWALK RAMP TYPE 6, EXAMPLE 3
 FROM STANDARD DRAWING C-3B



STA. 63+55 LT

LOCUST ST.

18.5' 21'

GV° GV°

REMOVE AND RECONSTRUCT
 SIDEWALK RAMP TYPE 6, EXAMPLE 3
 FROM STANDARD DRAWING C-3B

REMOVE AND RECONSTRUCT
 SIDEWALK RAMP TYPE 6, EXAMPLE 3
 FROM STANDARD DRAWING C-3B

REMOVE AND RECONSTRUCT
 SIDEWALK RAMP TYPE 6, EXAMPLE 3
 FROM STANDARD DRAWING C-3B

REMOVE AND RECONSTRUCT
 SIDEWALK RAMP TYPE 6, EXAMPLE 3
 FROM STANDARD DRAWING C-3B

REMOVE AND RECONSTRUCT
 SIDEWALK RAMP TYPE 6, EXAMPLE 3
 FROM STANDARD DRAWING C-3B

REMOVE AND RECONSTRUCT
 SIDEWALK RAMP TYPE 6, EXAMPLE 3
 FROM STANDARD DRAWING C-3B

REMOVE AND RECONSTRUCT
 SIDEWALK RAMP TYPE 6, EXAMPLE 3
 FROM STANDARD DRAWING C-3B

REMOVE AND RECONSTRUCT
 SIDEWALK RAMP TYPE 6, EXAMPLE 3
 FROM STANDARD DRAWING C-3B

REMOVE AND RECONSTRUCT
 SIDEWALK RAMP TYPE 6, EXAMPLE 3
 FROM STANDARD DRAWING C-3B

REMOVE AND RECONSTRUCT
 SIDEWALK RAMP TYPE 6, EXAMPLE 3
 FROM STANDARD DRAWING C-3B

REMOVE AND RECONSTRUCT
 SIDEWALK RAMP TYPE 6, EXAMPLE 3
 FROM STANDARD DRAWING C-3B

REMOVE AND RECONSTRUCT
 SIDEWALK RAMP TYPE 6, EXAMPLE 3
 FROM STANDARD DRAWING C-3B

REMOVE AND RECONSTRUCT
 SIDEWALK RAMP TYPE 6, EXAMPLE 3
 FROM STANDARD DRAWING C-3B

REMOVE AND RECONSTRUCT
 SIDEWALK RAMP TYPE 6, EXAMPLE 3
 FROM STANDARD DRAWING C-3B

REMOVE AND RECONSTRUCT
 SIDEWALK RAMP TYPE 6, EXAMPLE 3
 FROM STANDARD DRAWING C-3B

REMOVE AND RECONSTRUCT
 SIDEWALK RAMP TYPE 6, EXAMPLE 3
 FROM STANDARD DRAWING C-3B

REMOVE AND RECONSTRUCT
 SIDEWALK RAMP TYPE 6, EXAMPLE 3
 FROM STANDARD DRAWING C-3B

REMOVE AND RECONSTRUCT
 SIDEWALK RAMP TYPE 6, EXAMPLE 3
 FROM STANDARD DRAWING C-3B

REMOVE AND RECONSTRUCT
 SIDEWALK RAMP TYPE 6, EXAMPLE 3
 FROM STANDARD DRAWING C-3B

REMOVE AND RECONSTRUCT
 SIDEWALK RAMP TYPE 6, EXAMPLE 3
 FROM STANDARD DRAWING C-3B

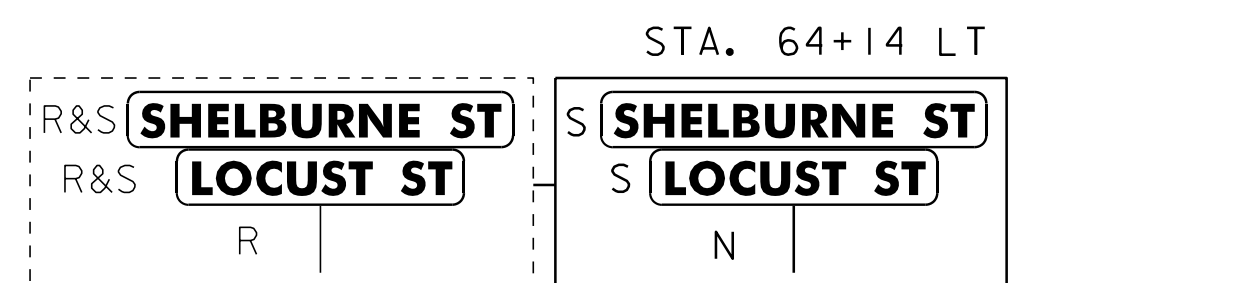
REMOVE AND RECONSTRUCT
 SIDEWALK RAMP TYPE 6, EXAMPLE 3
 FROM STANDARD DRAWING C-3B

REMOVE AND RECONSTRUCT
 SIDEWALK RAMP TYPE 6, EXAMPLE 3
 FROM STANDARD DRAWING C-3B

REMOVE AND RECONSTRUCT
 SIDEWALK RAMP TYPE 6, EXAMPLE 3
 FROM STANDARD DRAWING C-3B

REMOVE AND RECONSTRUCT
 SIDEWALK RAMP TYPE 6, EXAMPLE 3
 FROM STANDARD DRAWING C-3B

REMOVE AND RECONSTRUCT
 SIDEWALK RAMP TYPE 6, EXAMPLE 3
 FROM STANDARD DRAWING C-3B



STA. 64+14 LT

RE PAINTED THIS AREA TO ALLOW
 2 LANES SB; 1 LANE FROM ST.
 PAUL ST, ONE LANE FOR TRAFFIC
 FROM SO. WILLARD ST. ALL WORK
 DONE AT THE REQUEST OF THE CITY.

STA. 65+13 LT

STOP N STOP R

STOP N STOP R

STOP N STOP R

STOP N STOP R

STOP N STOP R

STOP N STOP R

STOP N STOP R

STOP N STOP R

STOP N STOP R

STOP N STOP R

STOP N STOP R

STOP N STOP R

STOP N STOP R

STOP N STOP R

STOP N STOP R

STOP N STOP R

STOP N STOP R

STOP N STOP R

STOP N STOP R

STOP N STOP R

STOP N STOP R

STOP N STOP R

STOP N STOP R

STOP N STOP R

STOP N STOP R

STOP N STOP R

STOP N STOP R

LEGEND		SIGN LEGEND	
○	SIGN	R	= REMOVE
○	HYDRANT	R&S	= REMOVE AND SALVAGE
○	MANHOLE	RET	= RETAIN
○	VALVE	S	= SALVAGE
○	GAS PIPELINE MARKER	N	= NEW
○	CATCH BASIN / DROP INLET	B-B	= BACK TO BACK
○	CURB INLET		
○	TRAFFIC CONTROL BOX		
○	PARKING METER		
○	UTILITY POLE		
○	LIGHT POLE		
○	EX. PED RAMP		
○	JUNCTION BOX		
○	PED BUTTON		
○	ELECTRICAL BOX		
○	SIGNAL		
○	PEDESTAL POST		
○	STRAIN POLE		
○	CAMERA		
○	VIDEO DETECTION ZONE		

PROJECT LAYOUT SHEET 7	PROJECT NAME: BURLINGTON (CLASS I)	PLOT DATE: 18-APR-2014 13:51
	PROJECT NUMBER: STP 2721(I)	DRAWN BY: BMB
	FILE NAME: 07d206.dgn	CHECKED BY: EPD
	DESIGNED BY: BMB	SHEET 23 OF 70

NOT TO SCALE