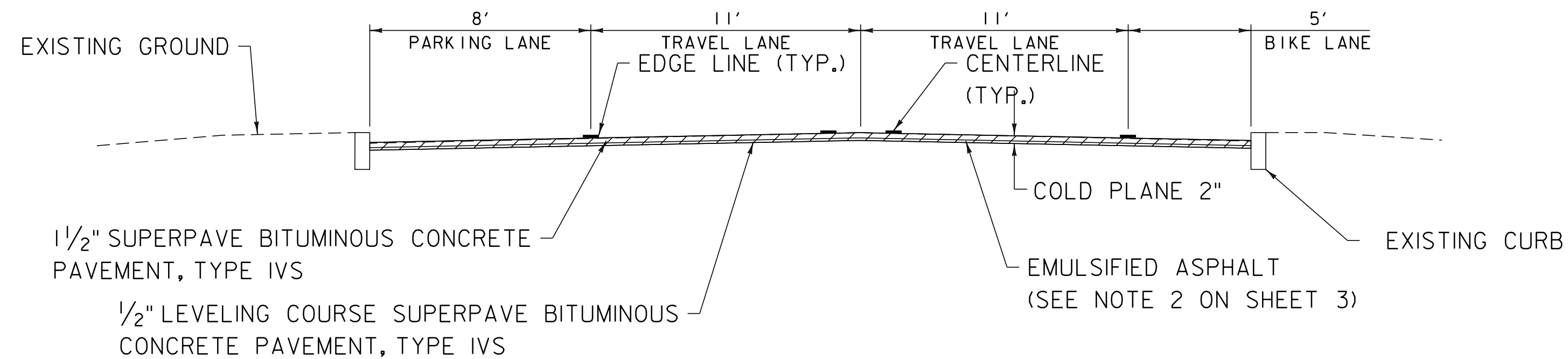


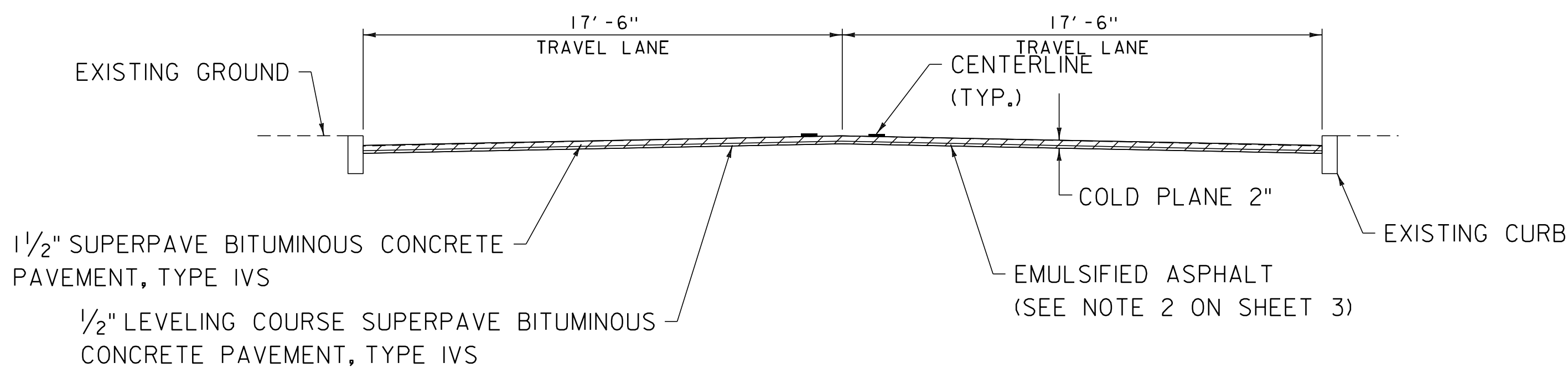
COLD PLANE AND OVERLAY TYPICAL SECTION

STA. 65+75 - STA. 88+08



COLD PLANE AND OVERLAY TYPICAL SECTION

STA. 111+98 - STA. 143+85



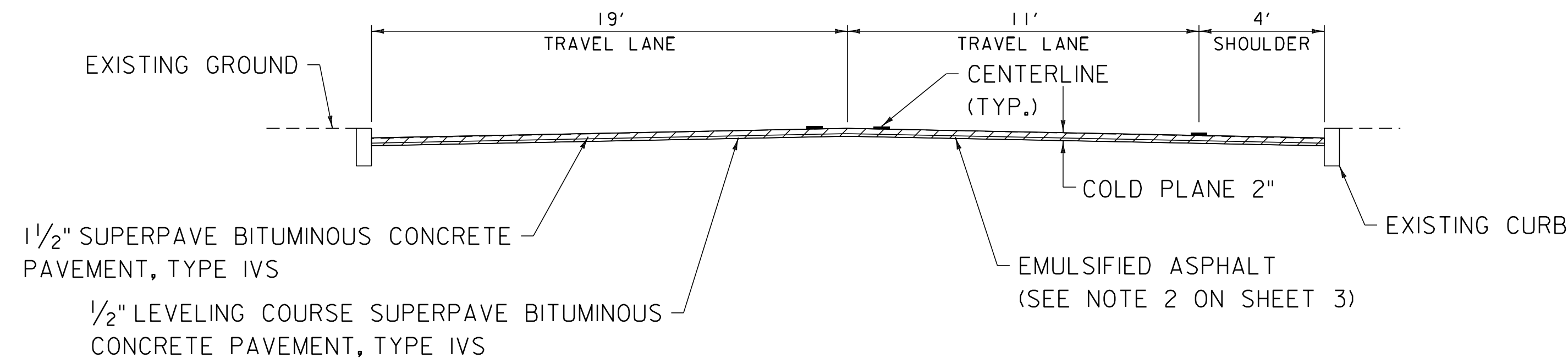
COLD PLANE AND OVERLAY TYPICAL SECTION

STA. 143+85 - STA. 155+27



COLD PLANE AND OVERLAY TYPICAL SECTION

STA. 88+08 - STA. 111+98
STA. 158+00 - STA. 160+37.88



COLD PLANE AND OVERLAY TYPICAL SECTION

STA. 155+27 - STA. 158+00

NOT TO SCALE

PROJECT TYPICAL SHEET 2	PROJECT NAME: BURLINGTON (CLASS I)	
	PROJECT NUMBER: STP 2721(I)	
	FILE NAME: 07d206.dgn	PLOT DATE: 18-APR-2014 13:51
	PROJECT LEADER: CDL	DRAWN BY: BMB
	DESIGNED BY: BMB	CHECKED BY: EPD
	PLOT FILE: 07d206_5.i	SHEET 5 OF 70