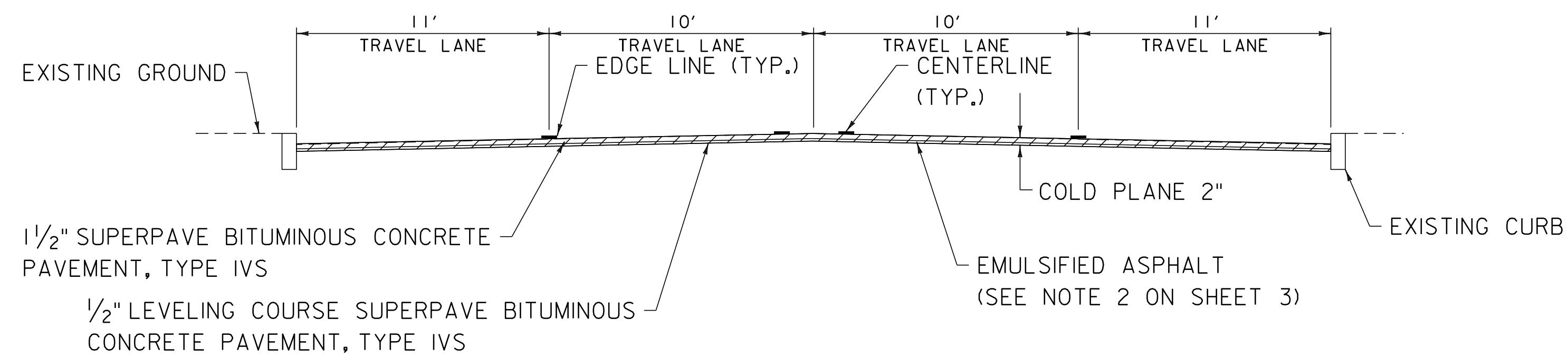


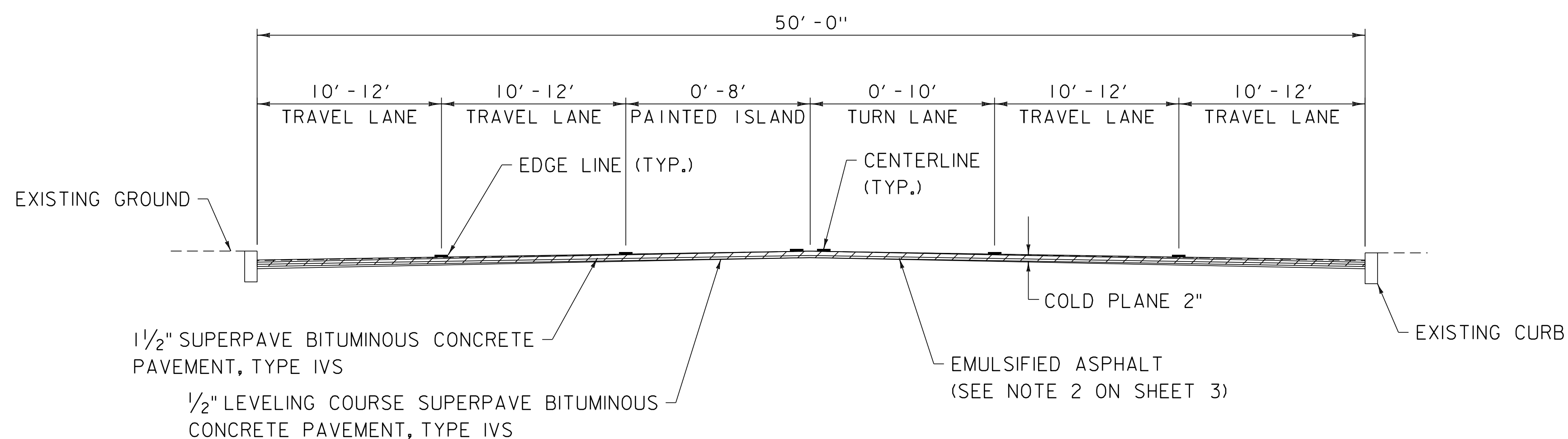
COLD PLANE AND OVERLAY TYPICAL SECTION

STA. 24+06.57 - STA. 30+25
 STA. 37+25 - STA. 41+53



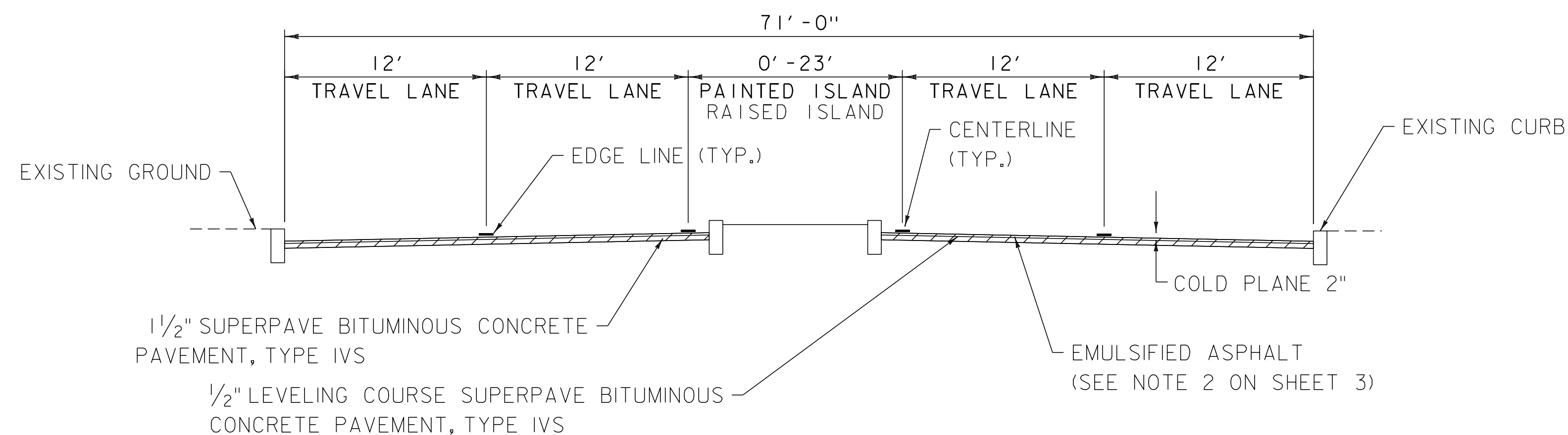
COLD PLANE AND OVERLAY TYPICAL SECTION

STA. 41+53 - STA. 60+76.40



COLD PLANE AND OVERLAY TYPICAL SECTION

STA. 30+25 - STA. 37+25



COLD PLANE AND OVERLAY TYPICAL SECTION

STA. 60+76.40 - STA. 65+75

NOT TO SCALE

PROJECT TYPICAL SHEET 1	PROJECT NAME: BURLINGTON (CLASS I)	
	PROJECT NUMBER: STP 2721(I)	
	FILE NAME: 07d206.dgn	PLOT DATE: 18-APR-2014 13:51
	PROJECT LEADER: CDL	DRAWN BY: BMB
DESIGNED BY: BMB	CHECKED BY: EPD	
PLOT FILE: 07d206_4.I	SHEET 4 OF 70	