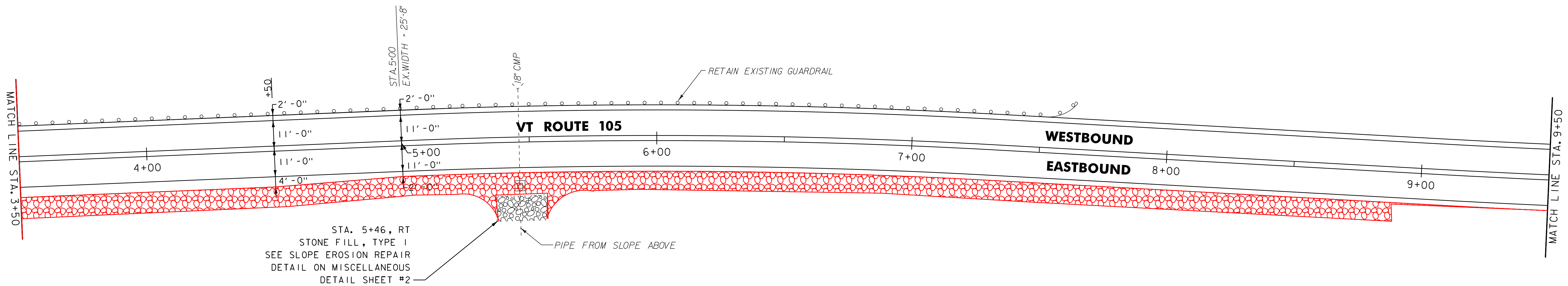


604.40 CHANGING ELEVATION OF Dis., CBs OR MHS  
STA. 5+46, RT

646.402 DURABLE 4 INCH WHITE LINE, THERMOPLASTIC OR  
646.403 DURABLE 4 INCH WHITE LINE, EPOXY PAINT  
(ALL LINES WILL INCLUDE EDGE LINE BREAKS AND  
RADI1 FOR SIDE ROADS)  
STA. 3+50 TO 9+50, SOLID LT & RT  
646.412 DURABLE 4 INCH YELLOW LINE, THERMOPLASTIC OR  
646.413 DURABLE 4 INCH YELLOW LINE, EPOXY PAINT  
(ALL LINES WILL INCLUDE Q BREAKS FOR SIDE ROADS)  
STA. 3+50 TO 9+50, SOLID LT & RT

646.602 TEMPORARY 4 INCH WHITE LINE, PAINT  
(ALL LINES WILL INCLUDE EDGE LINE BREAKS AND  
RADI1 FOR SIDE ROADS)  
STA. 3+50 TO 9+50, SOLID LT & RT  
646.612 TEMPORARY 4 INCH YELLOW LINE, PAINT  
(ALL LINES WILL INCLUDE Q BREAKS FOR SIDE ROADS)  
STA. 3+50 TO 9+50, SOLID LT & RT

619.17 YIELDING MARKER POSTS  
STA. 5+46 LT & RT - 2  
613.10 STONE FILL, TYPE 1,  
STA. 3+50 TO 8+85 RT



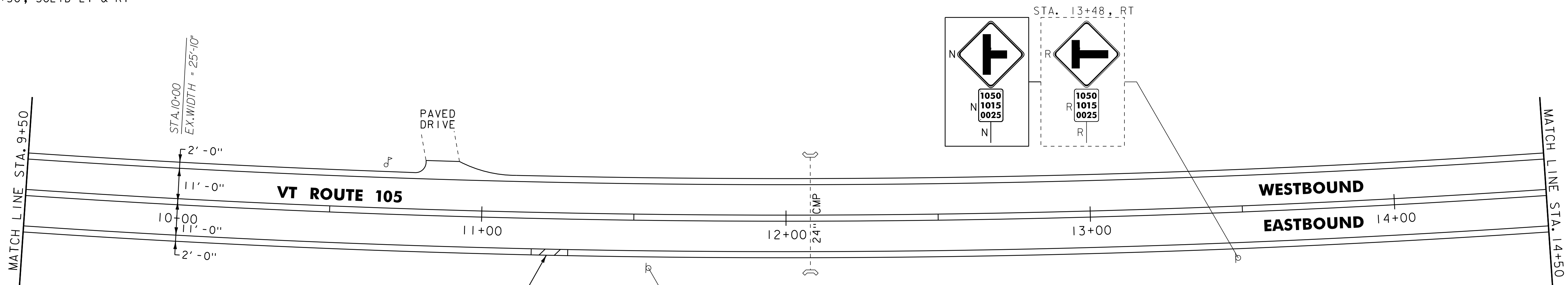
646.402 DURABLE 4 INCH WHITE LINE, THERMOPLASTIC OR  
646.403 DURABLE 4 INCH WHITE LINE, EPOXY PAINT  
(ALL LINES WILL INCLUDE EDGE LINE BREAKS AND  
RADI1 FOR SIDE ROADS)  
STA. 9+50 TO 14+50, SOLID LT & RT  
646.412 DURABLE 4 INCH YELLOW LINE, THERMOPLASTIC OR  
646.413 DURABLE 4 INCH YELLOW LINE, EPOXY PAINT  
(ALL LINES WILL INCLUDE Q BREAKS FOR SIDE ROADS)  
STA. 9+50 TO 14+50, SOLID LT & RT

646.442 DURABLE 8 INCH WHITE LINE, THERMOPLASTIC OR  
646.443 DURABLE 8 INCH WHITE LINE, EPOXY PAINT  
STA. 11+17 TO TO 11+29, RT

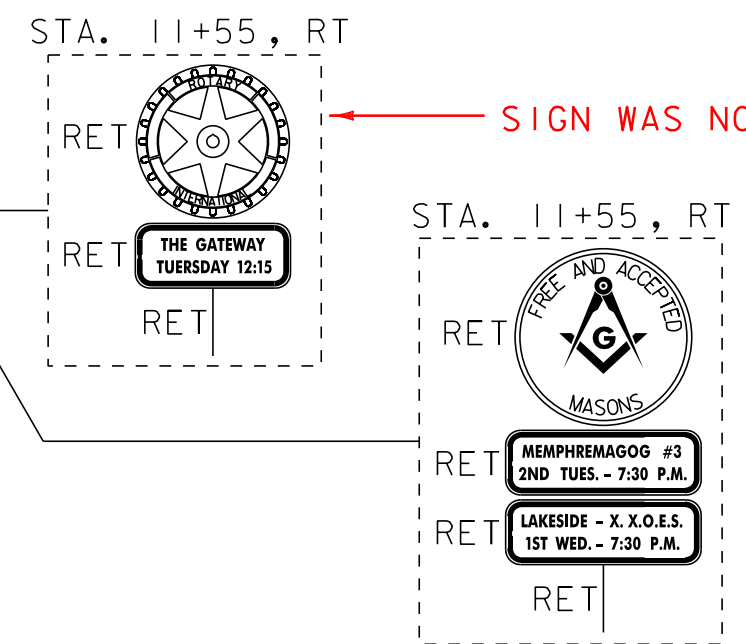
646.602 TEMPORARY 4 INCH WHITE LINE, PAINT  
(ALL LINES WILL INCLUDE EDGE LINE BREAKS AND  
RADI1 FOR SIDE ROADS)  
STA. 9+50 TO 14+50, SOLID LT & RT  
646.612 TEMPORARY 4 INCH YELLOW LINE, PAINT  
(ALL LINES WILL INCLUDE Q BREAKS FOR SIDE ROADS)  
STA. 9+50 TO 14+50, SOLID LT & RT

646.642 TEMPORARY 8 INCH WHITE LINE, PAINT  
STA. 11+17 TO TO 11+29, RT  
675.50 REMOVING SIGNS  
AS SHOWN - 2

619.17 YIELDING MARKER POSTS  
STA. 12+08 LT - 1



STA. 11+23, RT  
SEE FIRE HYDRANT PAVEMENT  
MARKING DETAIL ON MISCELLANEOUS  
DETAIL SHEET #2



NOTE:  
1. FOR LEGENDS, SEE LAYOUT SHEET #1.  
2. ALL EXISTING SIGNS NOT SHOWN SHALL BE RETAINED.

<p><b>PROJECT LAYOUT SHEET #2</b></p>	<p>PROJECT NAME: NEWPORT CITY</p> <p>PROJECT NUMBER: STP 2720(1)</p>
	<p>FILE NAME: p07d204.dgn</p> <p>PROJECT LEADER: JLL</p> <p>DESIGNED BY: STANTEC</p> <p>IPARM FILE: p07d204i02.i</p>
<p>PLOT DATE: 28-NOV-2012 14:55</p> <p>DRAWN BY: STANTEC</p> <p>CHECKED BY: STANTEC</p> <p>SHEET 10 OF 30</p>	

