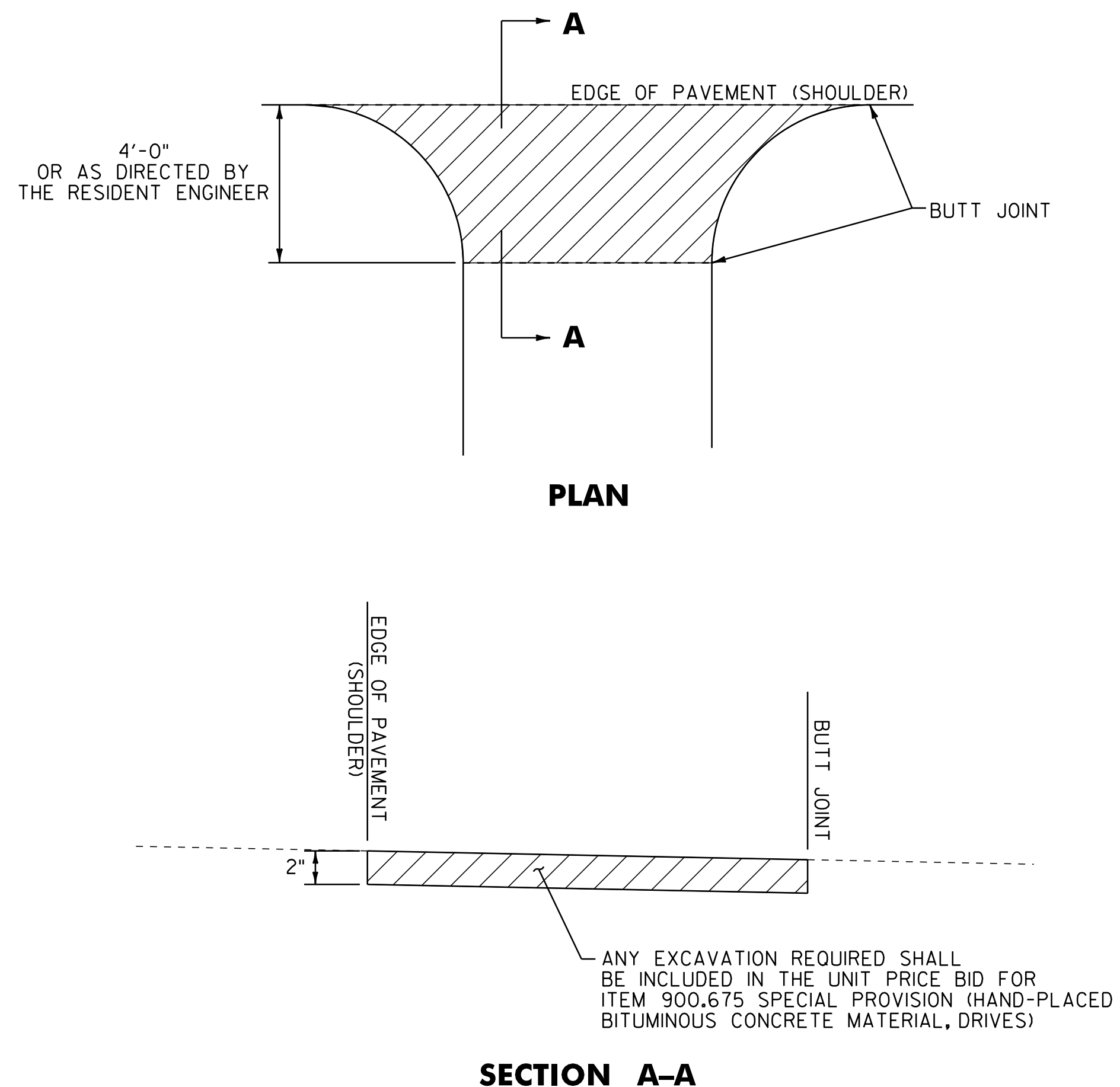


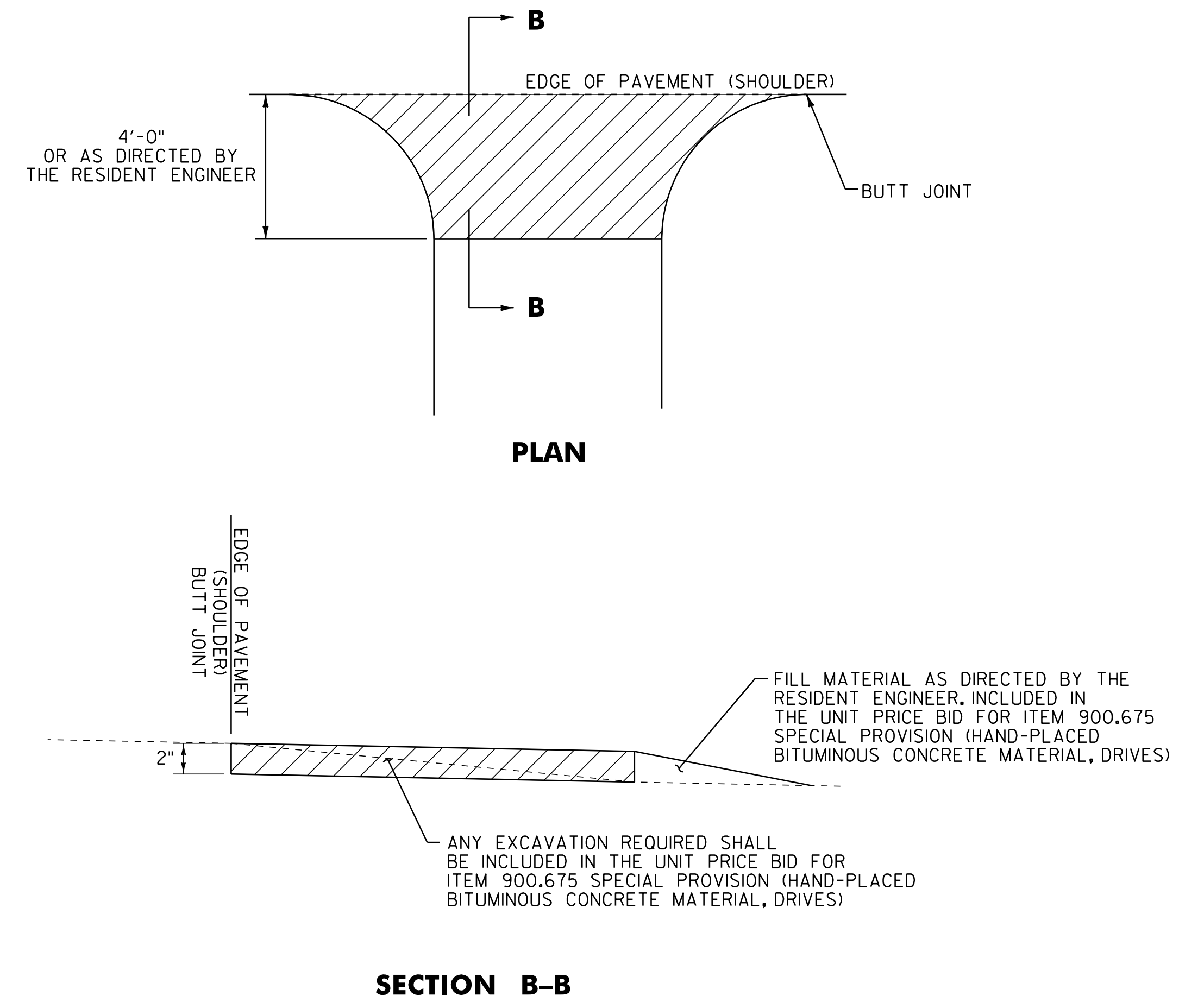
| STATION | POSITION | QUANTITY (SY) |
|---------------------|----------|---------------|
| VT ROUTE 105 | | |
| 10+94 | LT | 10 |
| 16+30 | LT | 18 |
| 23+58 | RT | 80 |
| 31+99 | RT | 13 |
| 33+62 | RT | 21 |
| 34+00 | LT | 6 |
| 39+14 | LT | 14 |
| 41+29 | LT | 12 |
| 43+34 | LT | +2 39.0 |
| 43+90 | LT | 6 |
| 44+80 | RT | -30 65.8 |
| 44+90 | LT | 11 |
| 45+53 | LT | 16 |
| 47+02 | LT | 25 |
| 51+49 | RT | 14 |
| 51+97 | RT | 17 |
| 53+98 | RT | 6 |
| 55+39 | LT | 19 |
| 57+43 | RT | -4 10.9 |
| 58+09 | RT | -7 10.7 |
| 58+80 | RT | -9 18.1 |
| 60+45 | RT | -6 7.6 |
| 62+63 | RT | -7 7.8 |
| 63+18 | RT | ++ 9.8 |
| 63+64 | RT | -7 15 |
| 65+66 | RT | 7 |
| 70+09 | RT | -9 45.2 |
| 70+89 | RT | -2+ |
| 71+42 | RT | +0 |
| SUBTOTAL | | 428 |
| ROUNDING | | -2 |
| TOTAL | | 430 268 |

} 38.4

ALL OTHER DRIVES WERE PAVED WITH THE PAVER DURING THE WEAR COURSE PLACEMENT



HANDWORK DETAILS FOR PAVED DRIVES




HANDWORK DETAILS FOR GRAVEL DRIVES

NOTES:

- PAVING LIFT SHALL BE A MINIMUM OF 1 1/2 " AND A MAXIMUM OF 2".
- THE COST OF PROVIDING AND PLACING SUBBASE MATERIAL, CLEANING EXISTING PAVED SURFACES, INCLUDING POWER EQUIPMENT, AND FOR FILLING JOINTS, CRACKS AND HOLES WILL NOT BE PAID DIRECTLY BUT WILL BE INCLUDED IN THE UNIT PRICE BID FOR ITEM 900.675 SPECIAL PROVISION (HAND-PLACED BITUMINOUS CONCRETE MATERIAL, DRIVES).
- EXCAVATION NEEDED TO ACHIEVE PROPER DRIVE SLOPES WILL NOT BE PAID DIRECTLY BUT WILL BE INCLUDED IN THE UNIT PRICE BID FOR ITEM 900.675 SPECIAL PROVISION (HAND-PLACED BITUMINOUS CONCRETE MATERIAL, DRIVES).

LEGEND

 ITEM 900.675 SPECIAL PROVISION (HAND-PLACED BITUMINOUS CONCRETE MATERIAL, DRIVES)



**DRIVE
DETAIL
SHEET**

PROJECT NAME: NEWPORT CITY
PROJECT NUMBER: STP 2720(1)

FILE NAME: p07d204.dgn
PROJECT LEADER: JLL
DESIGNED BY: STANTEC
IPARM FILE: p07d204ds.i

PLOT DATE: 28-NOV-2012 14:51
DRAWN BY: STANTEC
CHECKED BY: STANTEC
SHEET 7 OF 30