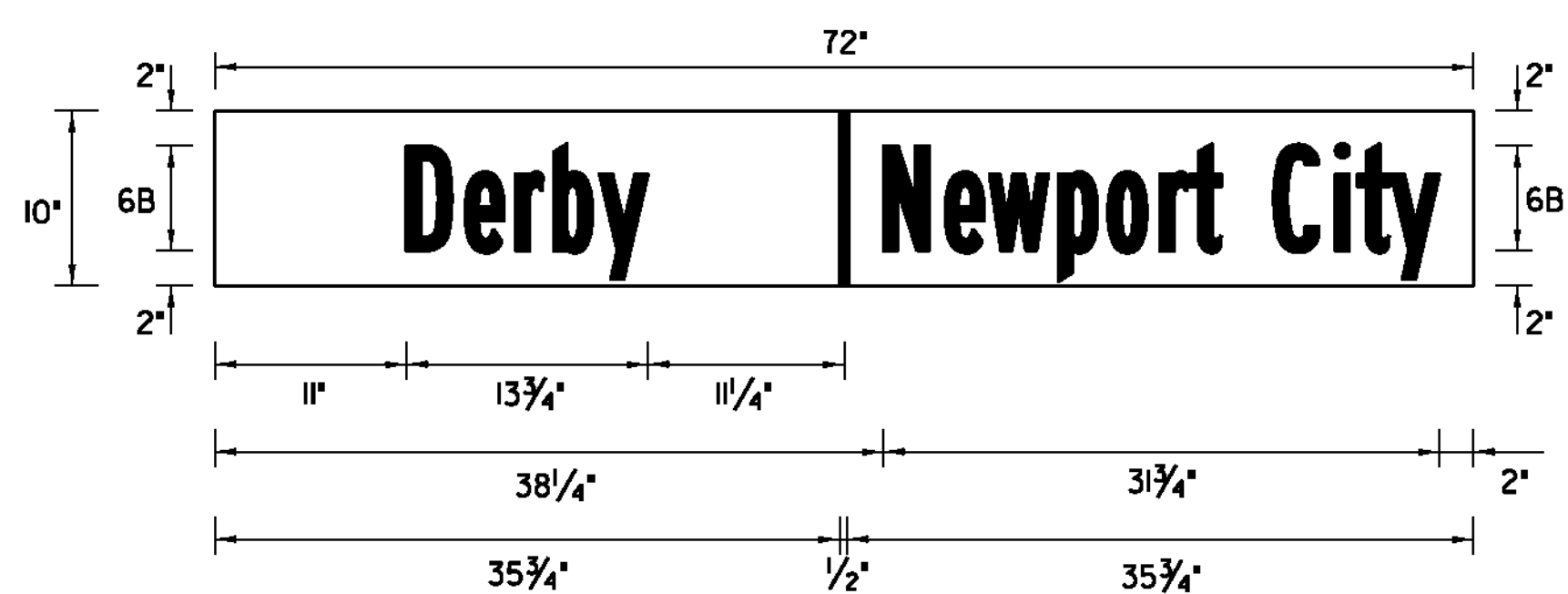


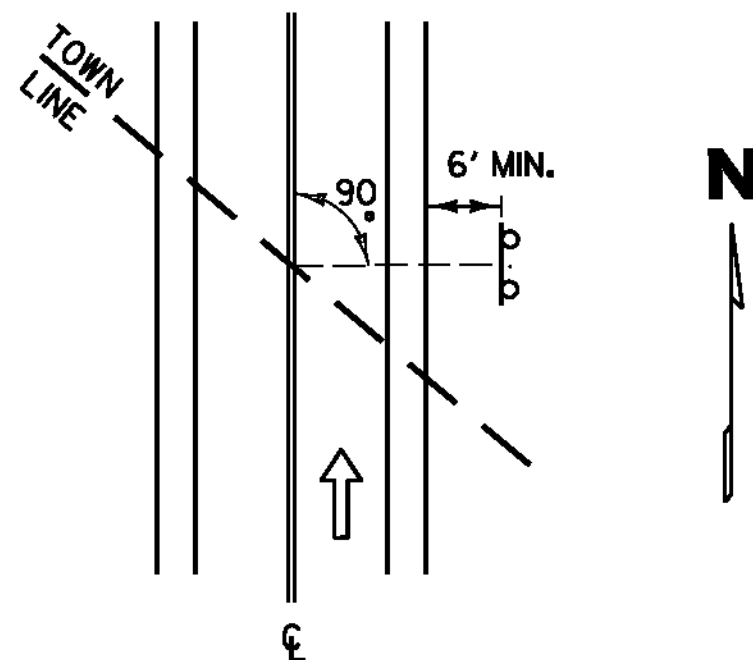
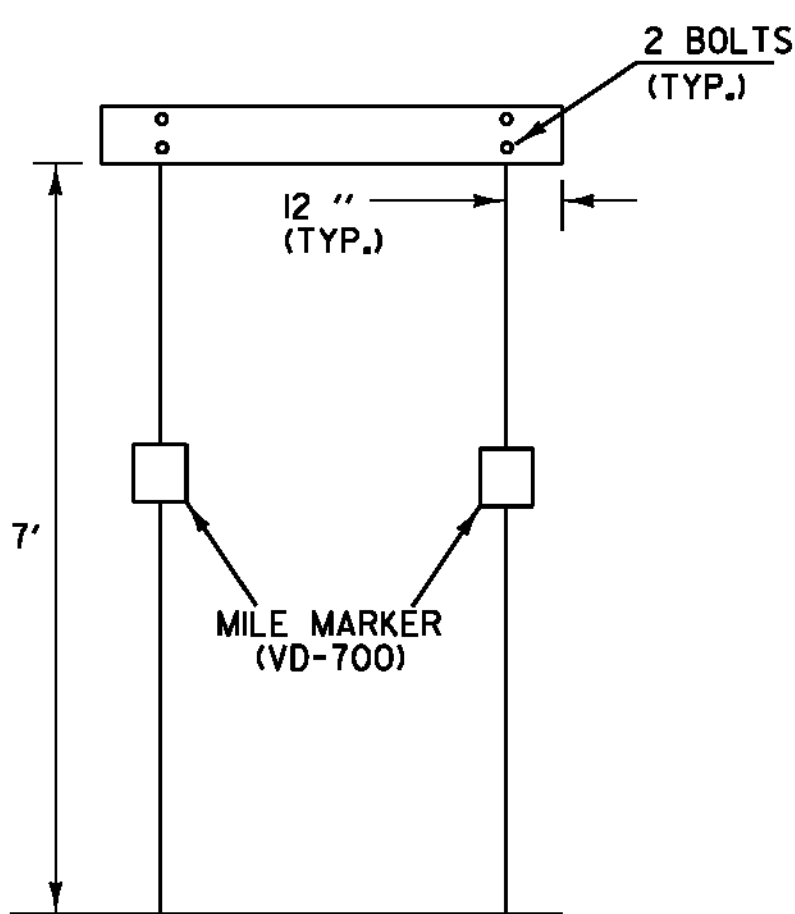
LOCATION: NEWPORT CITY STA. 0+00, LT.

COLOR: WHITE DIVIDER & TEXT (RETROREFLECTIVE)  
GREEN BACKGROUND (RETROREFLECTIVE)



LOCATION: STA. 205+33.92, RT

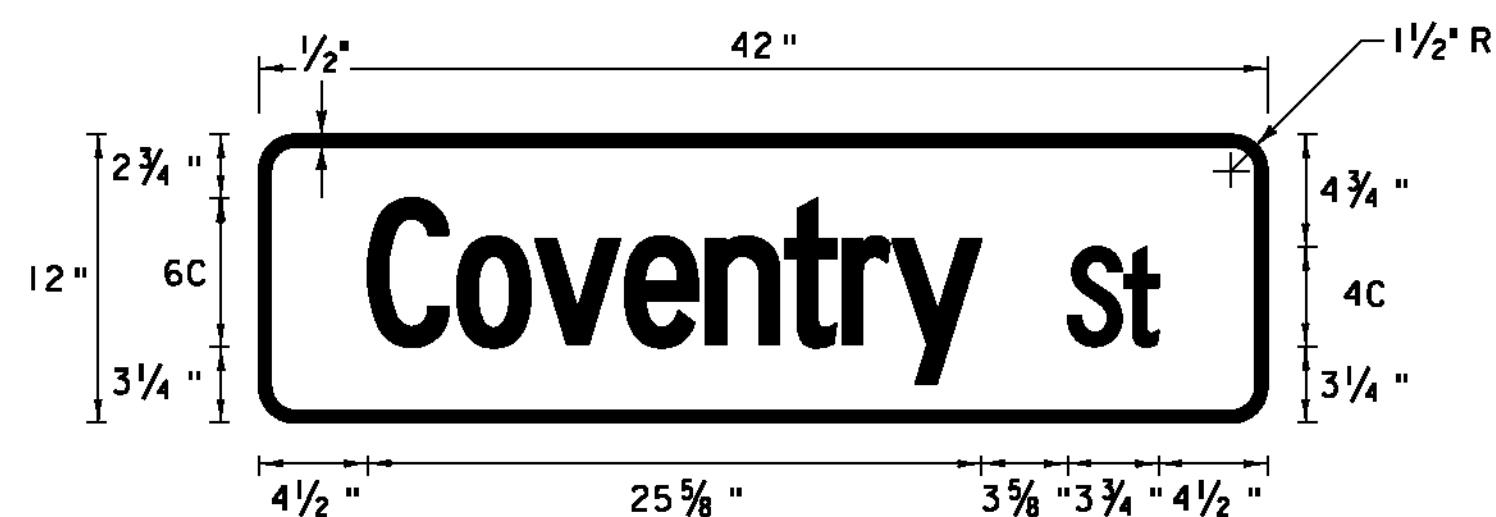
COLOR: WHITE DIVIDER & TEXT (RETROREFLECTIVE)  
GREEN BACKGROUND (RETROREFLECTIVE)



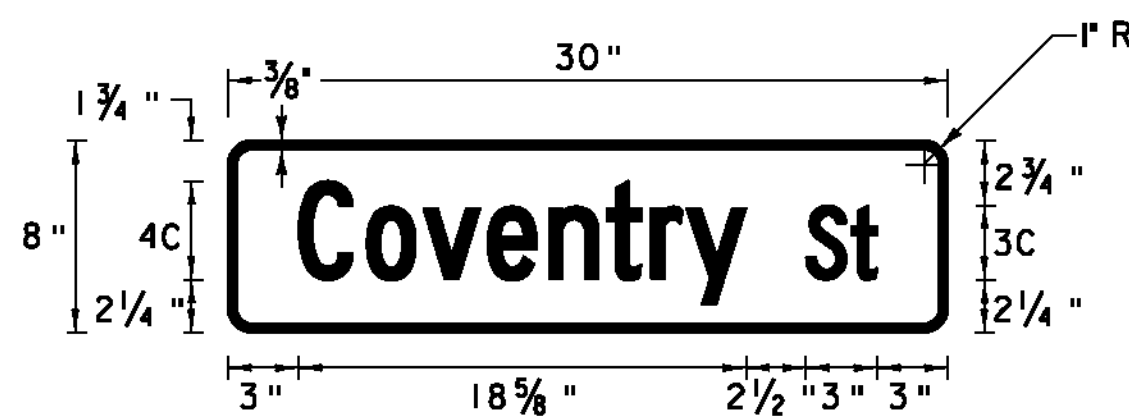
THE SIGN SHALL BE MOUNTED PARALLEL WITH THE ROADWAY, NORMALLY ON RIGHT SIDE TRAVELING WEST TO EAST OR SOUTH TO NORTH.

**TOWN LINE SIGN NOTES:**

- WORD TO WORD SPACING FOR MULTIPLE TEXT TOWN NAMES IS ADJUSTABLE TO ACCOMMODATE DIMENSION REQUIREMENTS.
- DIMENSIONS SHOWN ARE APPROXIMATE AND MAY BE ADJUSTED SLIGHTLY TO ACCOMMODATE VARIOUS MANUFACTURER'S LETTER WIDTHS.
- ALL DIMENSIONS ARE IN INCHES EXCEPT WHERE NOTED.
- THE SIGN BASE MATERIAL SHALL BE HIGH DENSITY OVERLAIN PLYWOOD 5/8 INCH THICK OR ALUMINUM SHEETING 0.125" MINIMUM THICKNESS. THE RETROREFLECTIVE MATERIAL SHALL BE SHEETING APPLIED TO THE ENTIRE BACKGROUND OF THE SIGN. THE LEGEND SHALL BE CUT-OUT RETROREFLECTIVE LEGEND. ALL RETROREFLECTIVE MATERIAL SHALL BE EQUAL TO OR EXCEEDING THE "THE AMERICAN SOCIETY OF TESTING AND MATERIALS" (ASTM) TYPE III.
- SIGNS SHALL HAVE A RETROREFLECTIVE WHITE LEGEND ON A RETROREFLECTIVE GREEN BACKGROUND.
- LEGEND SHALL CONFORM WITH THE STANDARD ALPHABETS FOR HIGHWAY SIGNS APPROVED BY THE NATIONAL JOINT COMMITTEE ON UNIFORM TRAFFIC CONTROL DEVICES.



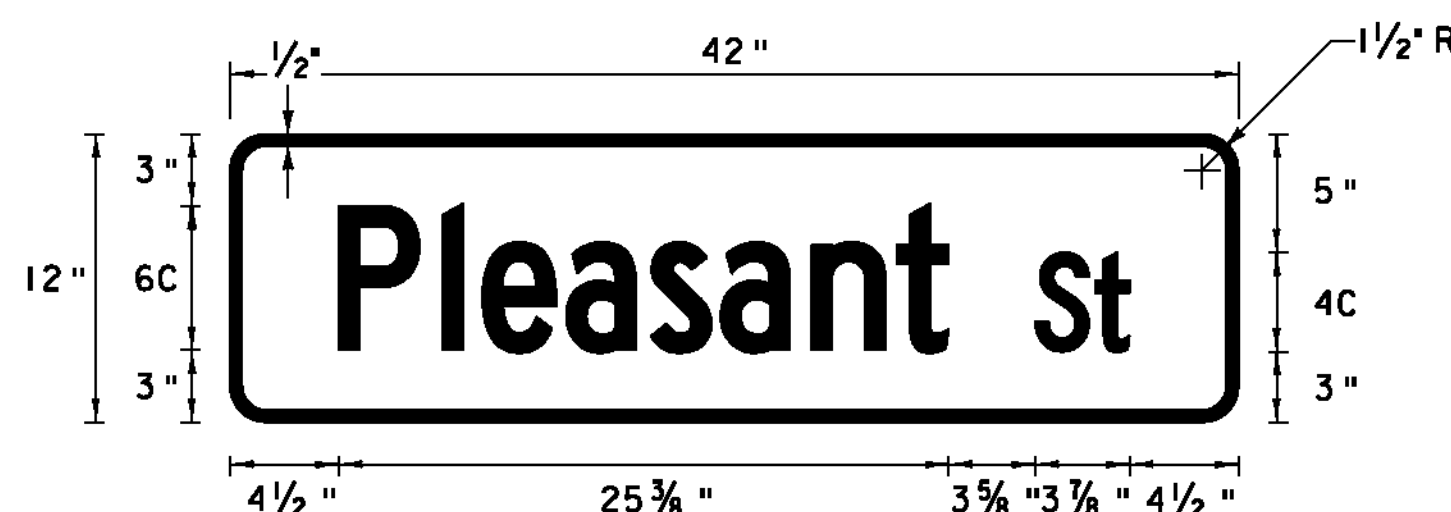
LOCATION: STA. 1+10, RT  
STA. 16+91, RT  
COLOR: WHITE BORDER AND TEXT (RETROREFLECTIVE)  
GREEN BACKGROUND (RETROREFLECTIVE)  
MATERIAL: 0.08" FLAT SHEET ALUMINUM



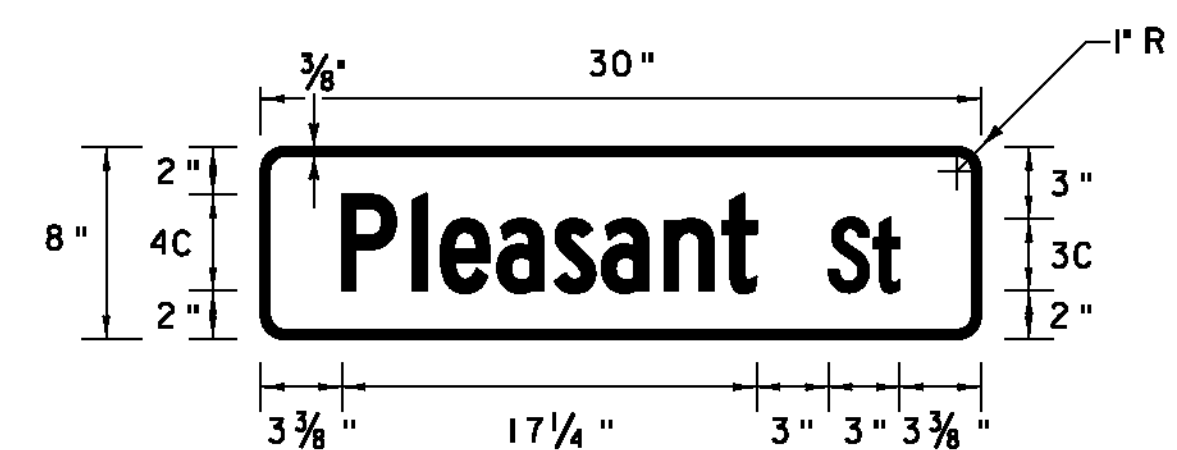
LOCATION: STA. 80+24, RT  
COLOR: WHITE BORDER AND TEXT (RETROREFLECTIVE)  
GREEN BACKGROUND (RETROREFLECTIVE)  
MATERIAL: 0.08" FLAT SHEET ALUMINUM



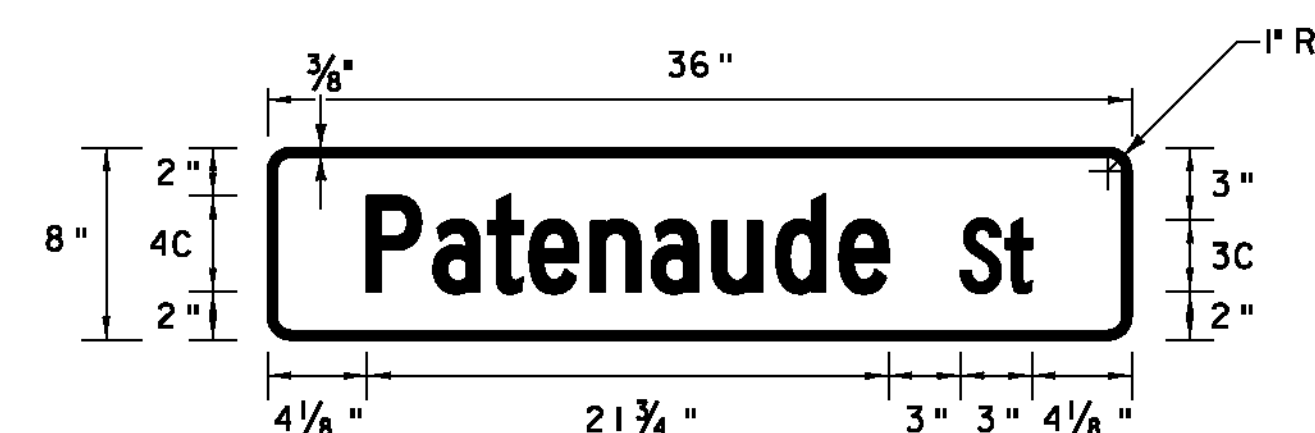
LOCATION: STA. 1+10, RT  
COLOR: WHITE BORDER AND TEXT (RETROREFLECTIVE)  
GREEN BACKGROUND (RETROREFLECTIVE)  
MATERIAL: 0.08" FLAT SHEET ALUMINUM



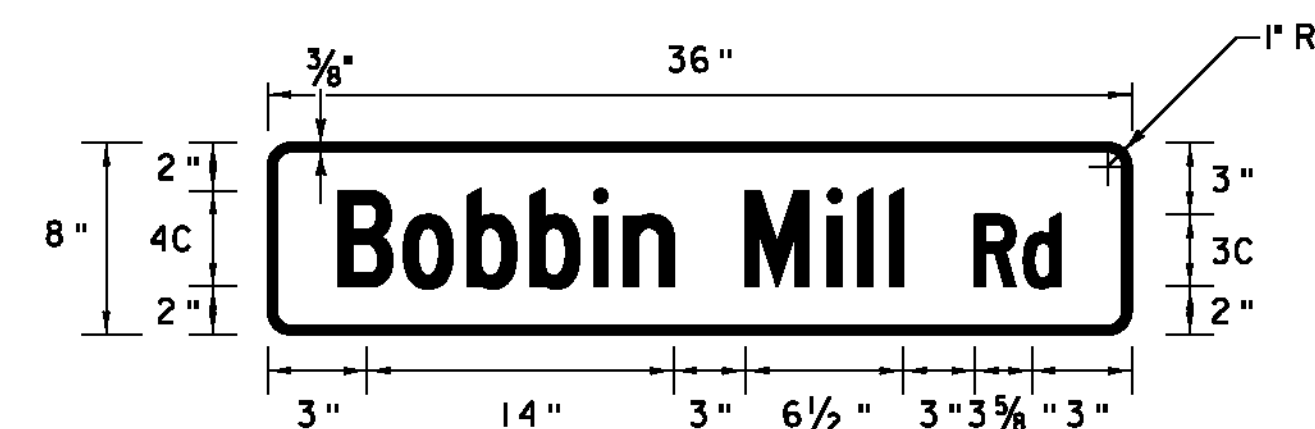
LOCATION: STA. 16+91, RT  
COLOR: WHITE BORDER AND TEXT (RETROREFLECTIVE)  
GREEN BACKGROUND (RETROREFLECTIVE)  
MATERIAL: 0.08" FLAT SHEET ALUMINUM



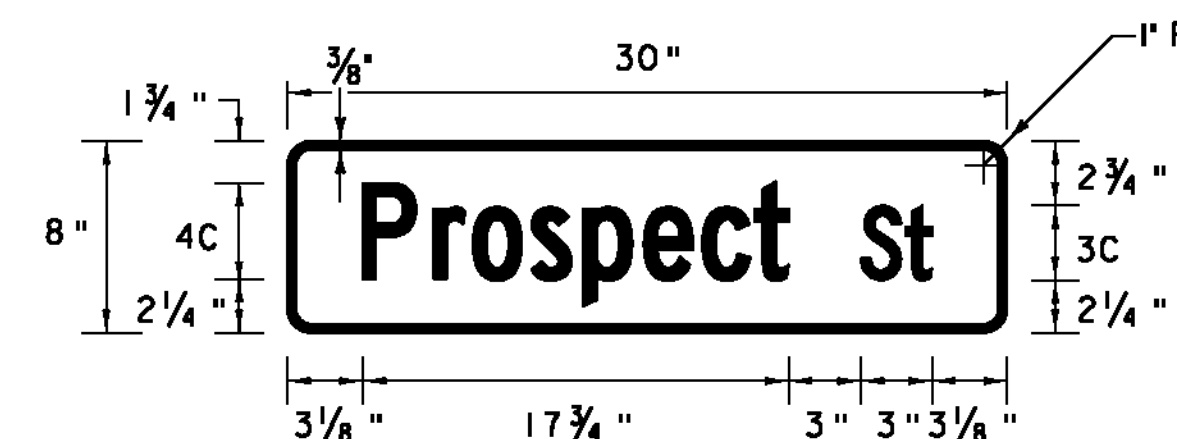
LOCATION: STA. 22+00, LT  
STA. 40+13, LT  
STA. 45+69, RT  
STA. 50+13, RT  
STA. 62+95, RT  
COLOR: WHITE BORDER AND TEXT (RETROREFLECTIVE)  
GREEN BACKGROUND (RETROREFLECTIVE)  
MATERIAL: 0.08" FLAT SHEET ALUMINUM



LOCATION: STA. 22+00, LT  
COLOR: WHITE BORDER AND TEXT (RETROREFLECTIVE)  
GREEN BACKGROUND (RETROREFLECTIVE)  
MATERIAL: 0.08" FLAT SHEET ALUMINUM



LOCATION: STA. 40+13, LT  
COLOR: WHITE BORDER AND TEXT (RETROREFLECTIVE)  
GREEN BACKGROUND (RETROREFLECTIVE)  
MATERIAL: 0.08" FLAT SHEET ALUMINUM



LOCATION: STA. 50+13, RT  
COLOR: WHITE BORDER AND TEXT (RETROREFLECTIVE)  
GREEN BACKGROUND (RETROREFLECTIVE)  
MATERIAL: 0.08" FLAT SHEET ALUMINUM

NOT TO SCALE

**TRAFFIC SIGN DETAIL SHEET #2**

PROJECT NAME: NEWPORT CITY  
PROJECT NUMBER: STP 2704(I)

FILE NAME: p07d196.dgn  
PROJECT LEADER: JLL  
DESIGNED BY: STANTEC  
IPARM FILE: p07d196tsds02.i

PLOT DATE: 3/6/2012  
DRAWN BY: STANTEC  
CHECKED BY: STANTEC  
SHEET 83 OF 91

