

DURABLE 4 INCH WHITE LINE
 (ALL LINES WILL INCLUDE EDGE LINE BREAKS
 AND RADIUS FOR SIDE ROADS)
 STA. 183+50 TO 189+50, SOLID LT & RT

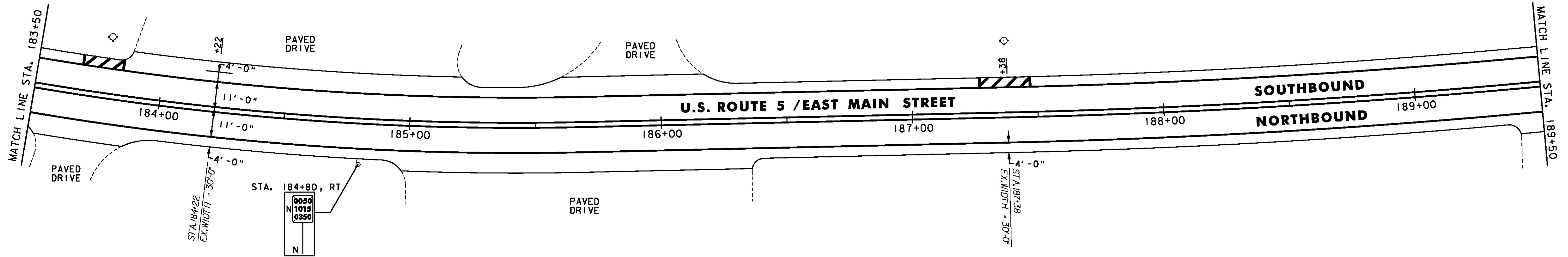
DURABLE 4 INCH YELLOW LINE
 (ALL LINES WILL INCLUDE C BREAKS FOR SIDE ROADS)
 STA. 183+50 TO 189+50, SOLID LT & RT

DURABLE 8 INCH WHITE LINE
 STA. 183+68 TO 183+84, LT (HYDRANT)
 STA. 187+27 TO 187+47, LT (HYDRANT)

TEMPORARY 4 INCH WHITE LINE, PAINT
 (ALL LINES WILL INCLUDE EDGE LINE BREAKS
 AND RADIUS FOR SIDE ROADS)
 STA. 183+50 TO 189+50, SOLID LT & RT

TEMPORARY 4 INCH YELLOW LINE, PAINT
 (ALL LINES WILL INCLUDE C BREAKS FOR SIDE ROADS)
 STA. 183+50 TO 189+50, SOLID LT & RT

TEMPORARY 8 INCH WHITE LINE, PAINT
 STA. 183+68 TO 183+84, LT (HYDRANT)
 STA. 187+27 TO 187+47, LT (HYDRANT)



RELOCATE MAILBOX, SINGLE SUPPORT
 STA. 193+01, RT

**STEEL BEAM GUARDRAIL, GALVANIZED
 W/8 FEET POSTS**
 STA. 192+65 TO 194+77.5, RT

ANCHOR FOR STEEL BEAM RAIL
 STA. 192+65, RT
 STA. 194+77.5, RT

REMOVAL AND DISPOSAL OF GUARDRAIL
 STA. 192+65 TO 194+77.5, RT

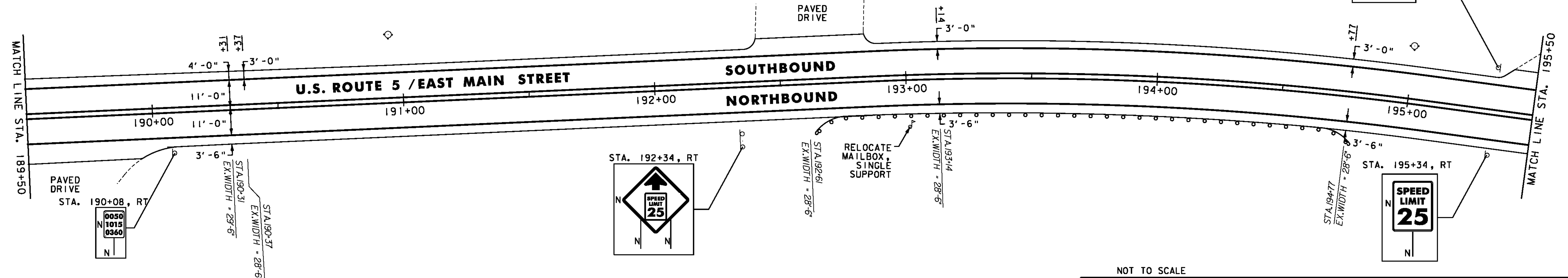
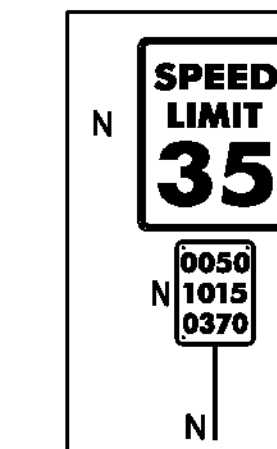
DURABLE 4 INCH WHITE LINE
 (ALL LINES WILL INCLUDE EDGE LINE BREAKS
 AND RADIUS FOR SIDE ROADS)
 STA. 189+50 TO 195+50, SOLID LT & RT

DURABLE 4 INCH YELLOW LINE
 (ALL LINES WILL INCLUDE C BREAKS FOR SIDE ROADS)
 STA. 189+50 TO 195+50, SOLID LT & RT

TEMPORARY 4 INCH WHITE LINE, PAINT
 (ALL LINES WILL INCLUDE EDGE LINE BREAKS
 AND RADIUS FOR SIDE ROADS)
 STA. 189+50 TO 195+50, SOLID LT & RT

TEMPORARY 4 INCH YELLOW LINE, PAINT
 (ALL LINES WILL INCLUDE C BREAKS FOR SIDE ROADS)
 STA. 189+50 TO 195+50, SOLID LT & RT

STA. 195+34, LT



- NOTES:
- FOR LEGEND, SEE SHEET #18.
 - ALL EXISTING SIGNS NOT SHOWN SHALL BE RETAINED.

NOT TO SCALE

PROJECT LAYOUT SHEET #30



PROJECT NAME: NEWPORT CITY	PLOT DATE: 3/6/2012
PROJECT NUMBER: STP 2704(I)	DRAWN BY: STANTEC
FILE NAME: p07d196.dgn	CHECKED BY: STANTEC
PROJECT LEADER: JLL	SHEET 48 OF 91
DESIGNED BY: STANTEC	
IPARM FILE: p07d196130.i	