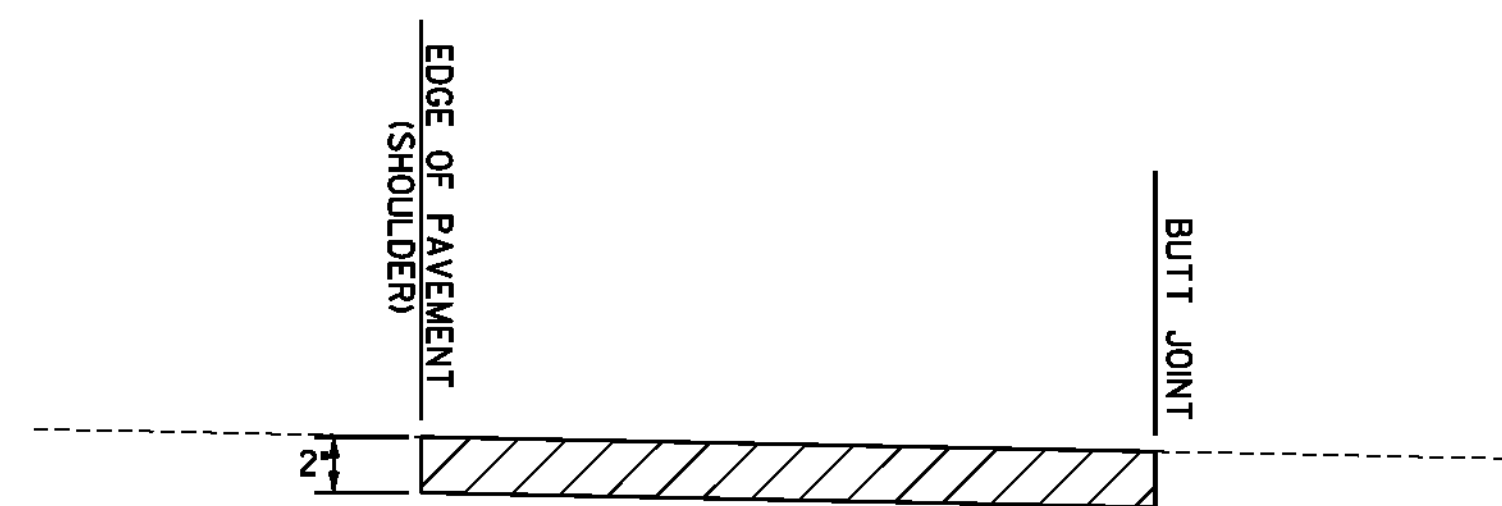
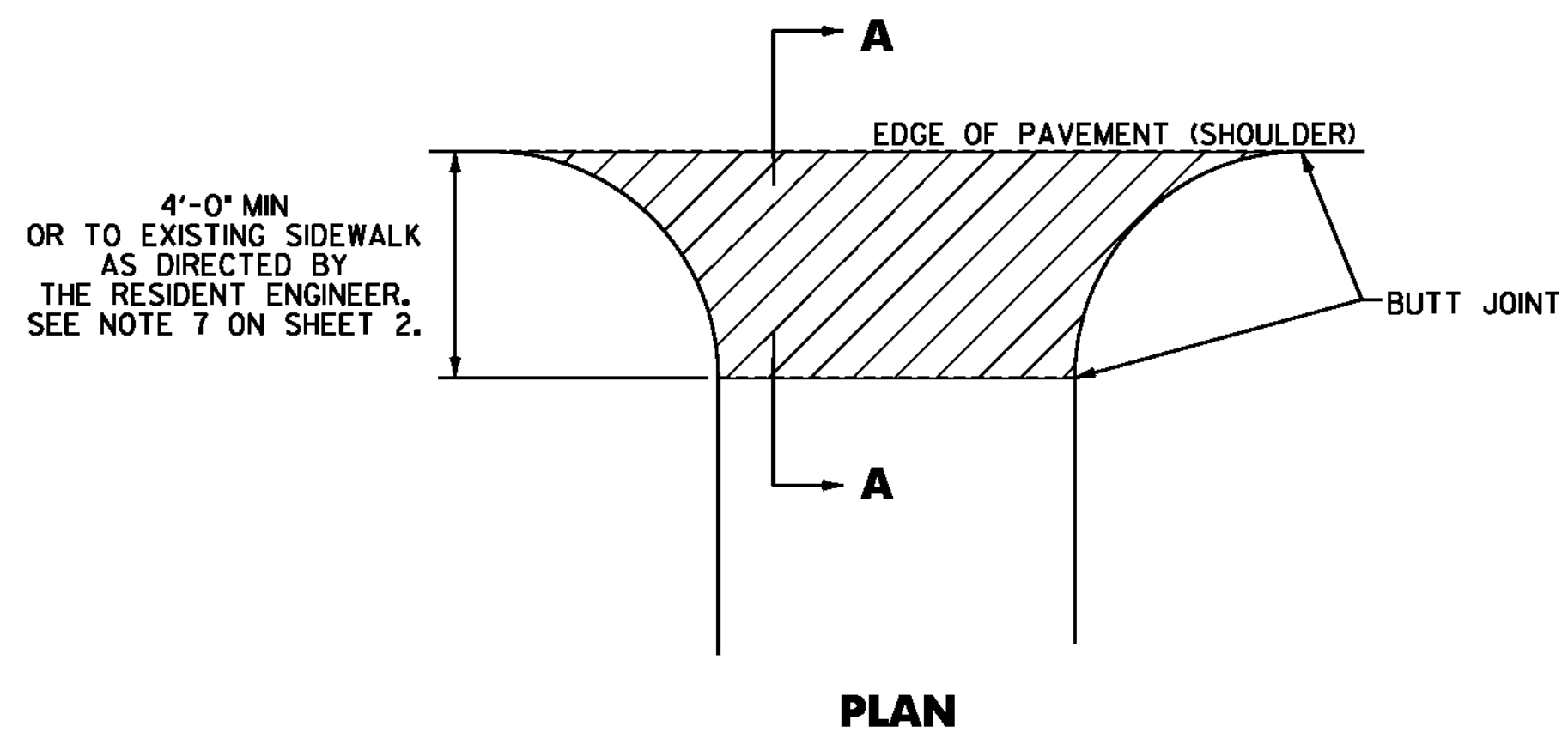
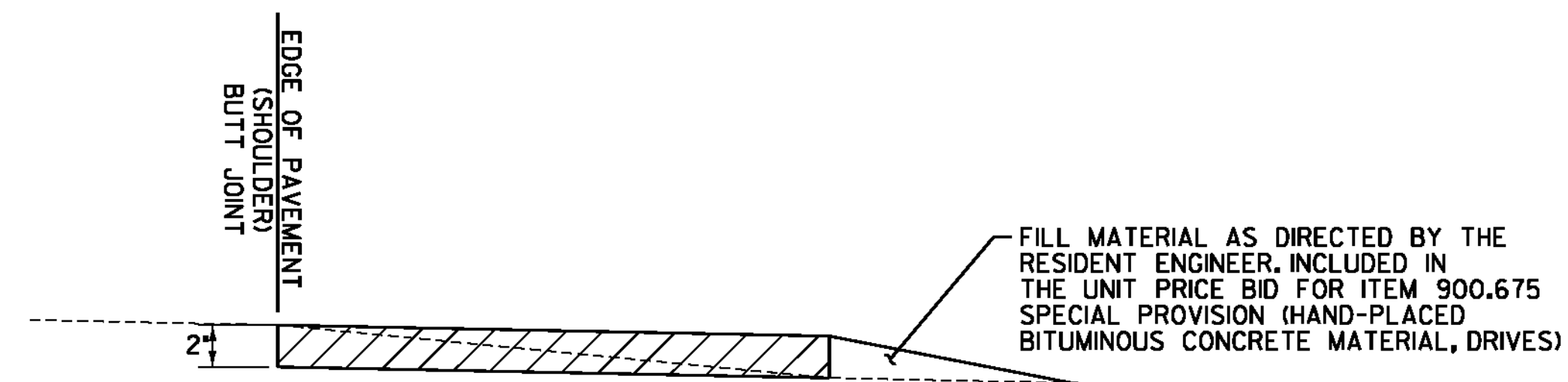
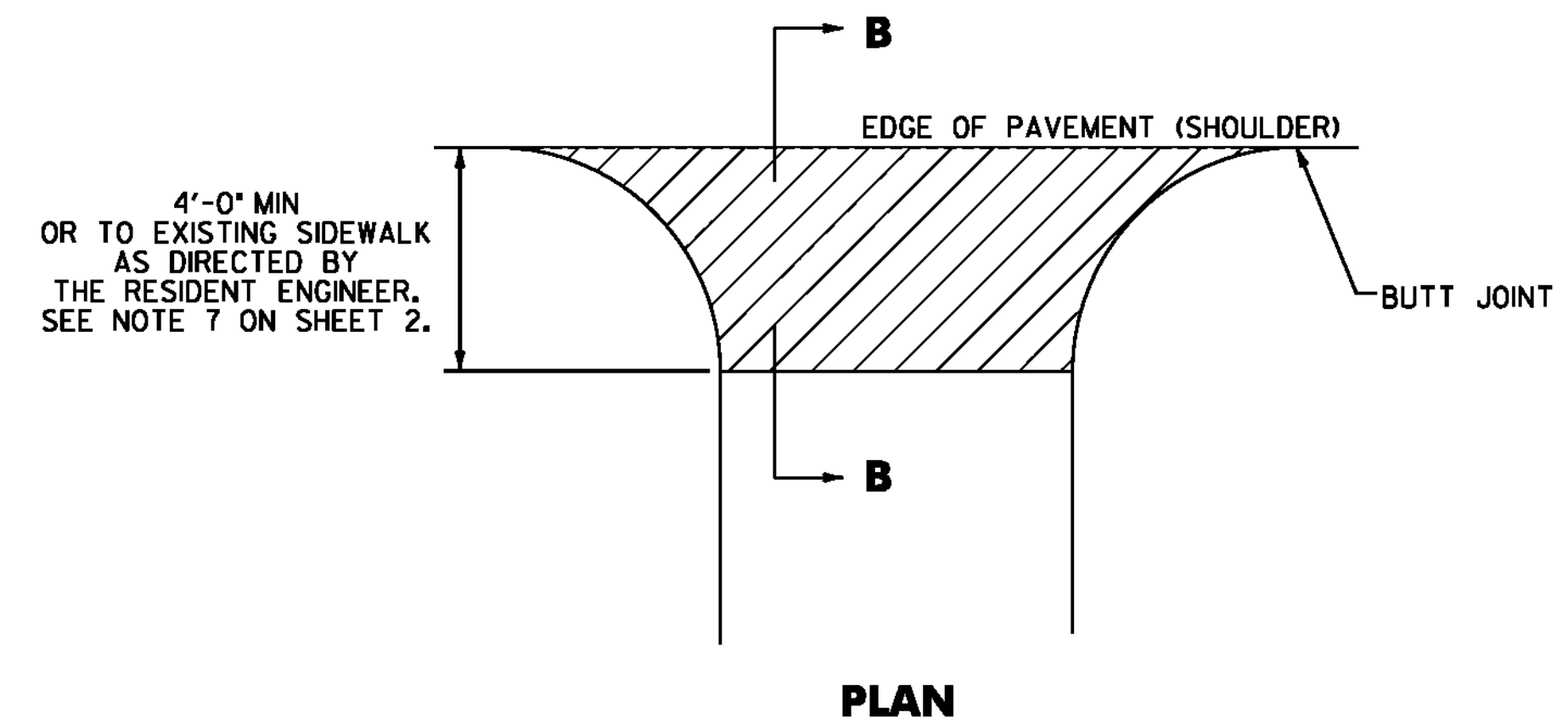


STATION	POSITION	QUANTITY (SY)
U.S. ROUTE 5		
3+10	RT	18
5+24	LT	4
13+94	LT	6
16+75	LT	5
22+62	RT	5
24+14	RT	8
24+85	LT	8
25+17	LT	13
28+19	LT	10
28+85	LT	8
30+15	RT	13
31+57	LT	9
32+96	LT	8
33+88	LT	8
34+23	LT	11
36+89	LT	15
37+27	LT	8
39+97	RT	15
40+94	RT	9
41+71	RT	8
42+27	RT	7
43+59	RT	10
44+02	RT	20
46+15	LT	8
54+39	LT	5
55+51	LT	18
56+05	LT	10
56+14	RT	8
57+35	LT	7
57+48	RT	9
57+96	LT	6
58+09	RT	10
58+27	RT	9
58+63	LT	8
59+08	RT	8
59+32	LT	10
60+01	LT	7
60+01	RT	7
60+68	RT	6
60+69	LT	11
61+56	LT	9
62+09	LT	11
62+15	RT	50
62+58	LT	6
63+29	RT	12
64+16	LT	8
64+60	LT	7
65+42	LT	10
65+91	LT	7
66+79	LT	7
69+29	LT	14
69+60	RT	24
69+63	LT	13
70+58	RT	13
71+22	RT	12
72+28	RT	24
73+16	LT	18
76+28	LT	8
80+89	RT	38
82+79	RT	78
83+10	LT	22
113+09	RT	20
115+36	RT	15
135+69	LT	12
SUBTOTAL		811

STATION	POSITION	QUANTITY (SY)
U.S. ROUTE 5 (CONT)		
138+34	LT	5
142+63	RT	8
142+77	LT	10
143+36	LT	18
143+77	LT	9
151+04	RT	13
176+55	RT	16
183+73	RT	20
195+52	LT	13
195+95	LT	20
196+67	LT	18
199+68	LT	11
200+04	RT	13
200+45	RT	10
204+13	RT	11
SUBTOTAL		195
COLUMN 1		811
COLUMN 2		195
SUBTOTAL		1006
ROUNDING		14
TOTAL		1020



SECTION A-A  
HANDWORK DETAILS FOR PAVED DRIVES

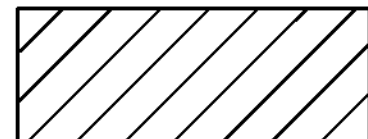


SECTION B-B  
HANDWORK DETAILS FOR GRAVEL DRIVES

**NOTES:**

1. PAVING LIFT SHALL BE A MINIMUM OF 1 1/2" AND A MAXIMUM OF 2".
2. ALL DRIVES SHALL RECEIVE A PAVED APRON TO THE SIDEWALK AS DIRECTED BY THE RESIDENT ENGINEER.
3. THE COST OF PROVIDING AND PLACING SUBBASE MATERIAL, CLEANING EXISTING PAVED SURFACES, INCLUDING POWER EQUIPMENT, AND FOR APPLYING EMULSION, FILLING JOINTS, CRACKS AND HOLES WILL NOT BE PAID DIRECTLY BUT WILL BE INCLUDED IN THE UNIT PRICE BID FOR ITEM 900.675 SPECIAL PROVISION (HAND-PLACED BITUMINOUS CONCRETE MATERIAL, DRIVES).
4. EXCAVATION NEEDED TO ACHIEVE PROPER DRIVE SLOPES WILL NOT BE PAID DIRECTLY BUT WILL BE INCLUDED IN THE UNIT PRICE BID FOR ITEM 900.675 SPECIAL PROVISION (HAND-PLACED BITUMINOUS CONCRETE MATERIAL, DRIVES).

**LEGEND**

 ITEM 900.675 SPECIAL PROVISION (HAND-PLACED BITUMINOUS CONCRETE MATERIAL, DRIVES)

NOT TO SCALE

**DRIVE  
DETAIL  
SHEET**

PROJECT NAME: NEWPORT CITY  
PROJECT NUMBER: STP 2704(1)

FILE NAME: p07d196.dgn PLOT DATE: 3/6/2012  
PROJECT LEADER: JLL DRAWN BY: STANTEC  
DESIGNED BY: STANTEC CHECKED BY: STANTEC  
IPARM FILE: p07d196ds.i SHEET 13 OF 91

