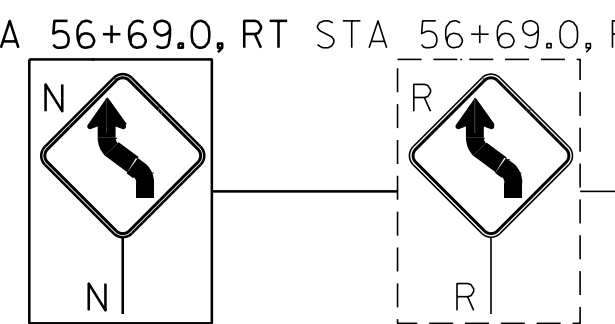
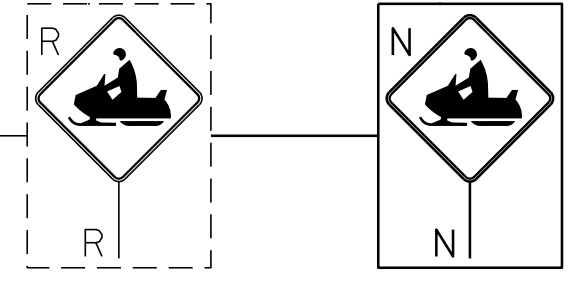
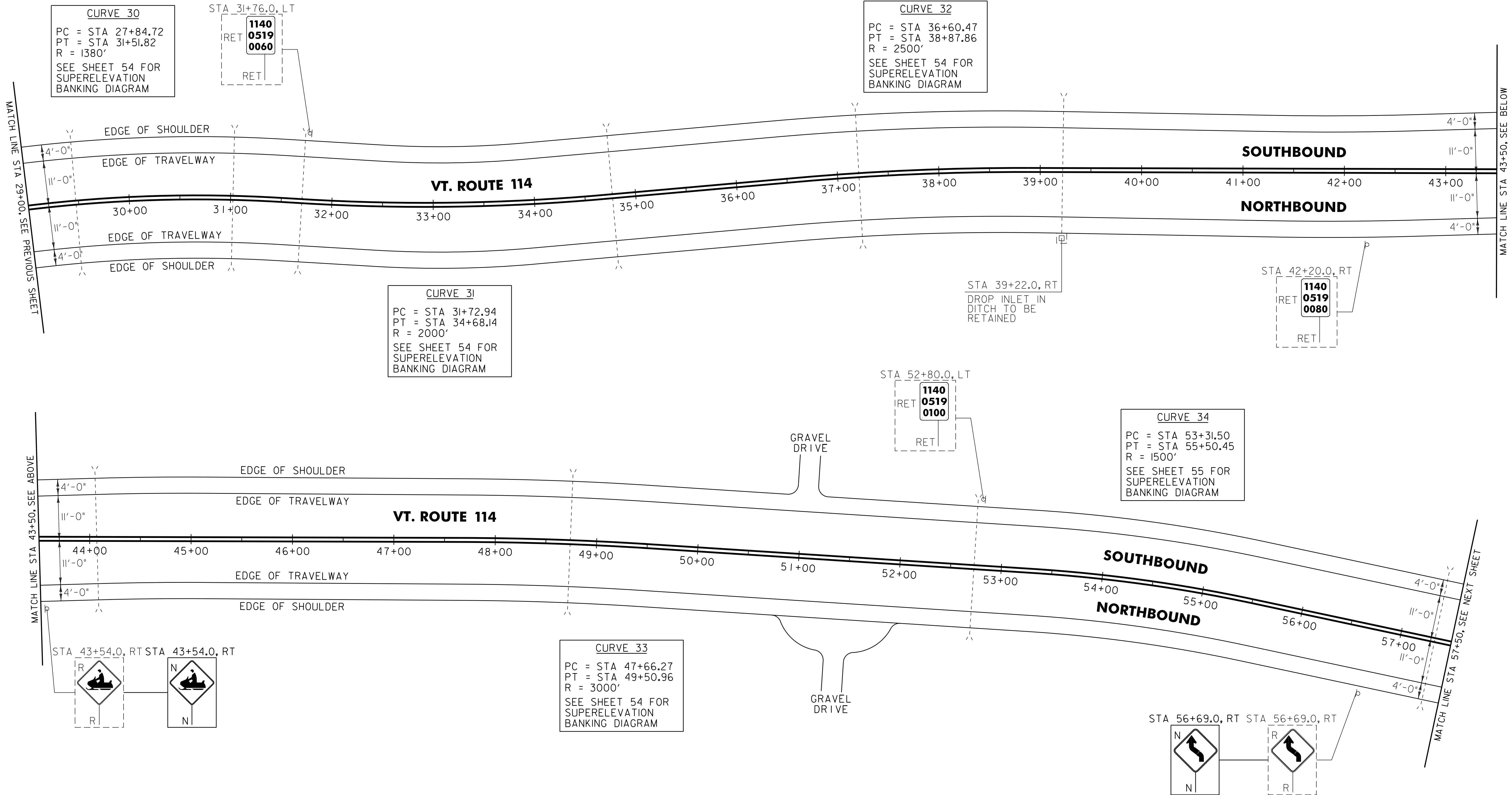


646.402 DURABLE 4 INCH WHITE LINE, THERMOPLASTIC
 (ALL LINES WILL INCLUDE EDGE LINE BREAKS AND
 RADIUS FOR TOWN HIGHWAYS)
 WARREN GORE:
 STA 29+00.00 - STA 57+50.00 EDGE LINE LT & RT

646.412 DURABLE 4 INCH YELLOW LINE, THERMOPLASTIC
 (ALL LINES WILL INCLUDE C/L BREAKS FOR
 TOWN HIGHWAYS) S=SOLID, D=DASHED
 WARREN GORE:
 STA 29+00.00 - STA 57+50.00

646.602 TEMPORARY 4 INCH WHITE LINE, PAINT
 (ALL LINES WILL INCLUDE EDGE LINE BREAKS AND
 RADIUS FOR TOWN HIGHWAYS)
 WARREN GORE:
 STA 29+00.00 - STA 57+50.00 EDGE LINE LT & RT

646.612 TEMPORARY 4 INCH YELLOW LINE, PAINT
 (ALL LINES WILL INCLUDE C/L BREAKS FOR
 TOWN HIGHWAYS) S=SOLID, D=DASHED
 WARREN GORE:
 STA 29+00.00 - STA 57+50.00



SIGN LEGEND
 R = REMOVE
 S = SALVAGE
 N = NEW
 RET = RETAIN
 B-B = BACK TO BACK
 EXISTING = - - - - -
 NEW = _____

NOT TO SCALE

PROJECT LAYOUT SHEET #18	PROJECT NAME: BRIGHTON - WARREN GORE	PLOT DATE: 31-OCT-2011 11:51
	PROJECT NUMBER: STP 2724(1)S	DRAWN BY: C.A.K.
	FILE NAME: p07c216.dgn	CHECKED BY: D.W.E.
	PROJECT LEADER: D.E.G.	SHEET 38 OF 107
	DESIGNED BY: M.J.L.	
	IPARM FILE: p07c216118.i	