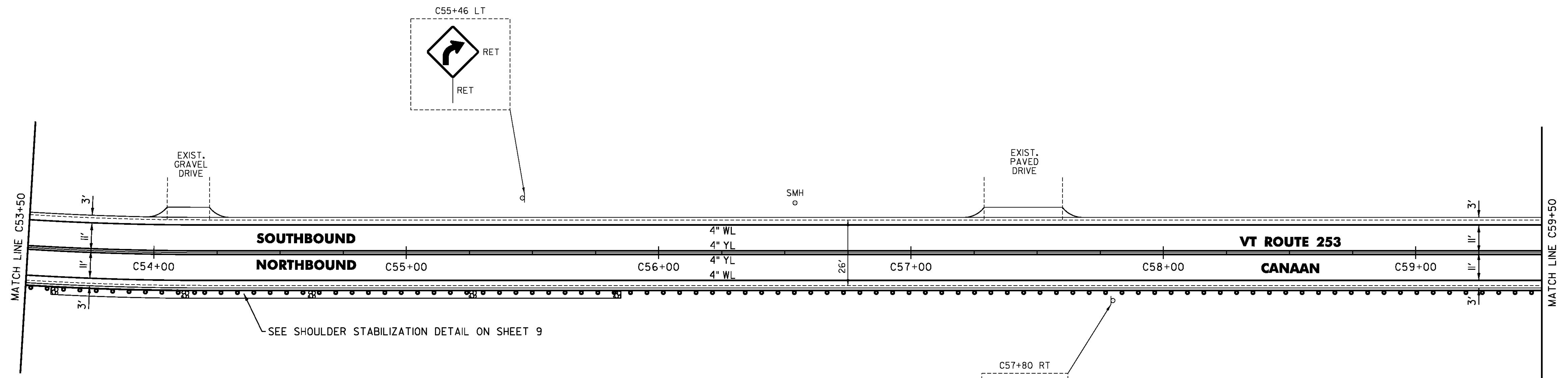


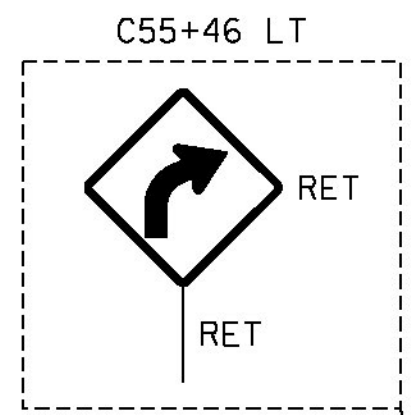
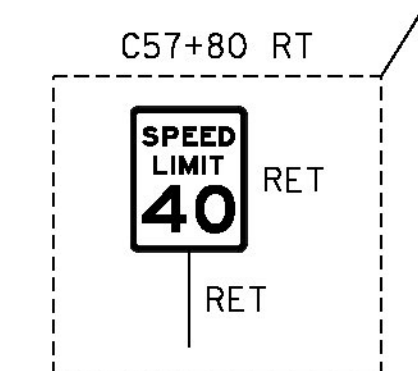
TEMPORARY 4 INCH WHITE LINE, PAINT
 DURABLE 4 INCH WHITE LINE (OPTION BID ITEM)
 C53+50 TO C59+50 SOLID LT & RT

REMOVE AND RESET GUARDRAIL
 C53+50 TO C59+50 RT

TEMPORARY 4 INCH YELLOW LINE, PAINT
 DURABLE 4 INCH YELLOW LINE (OPTION BID ITEM)
 C53+50 TO C59+50 SOLID LT & RT



SEE SHOULDER STABILIZATION DETAIL ON SHEET 9



PROJECT NAME:	LEMINGTON-CANAAN
PROJECT NUMBER:	STP 2723(I)
FILE NAME:	z07c2i4bdr.dgn
PROJECT LEADER:	P. SHEDD
DESIGNED BY:	N. LEMAY
VT 253 PLAN SHEET 10	
PLOT DATE:	2/28/2015
DRAWN BY:	W. GORDON
CHECKED BY:	P. SHEDD
SHEET	133 OF 162

NOT TO SCALE

CLD 14-0197