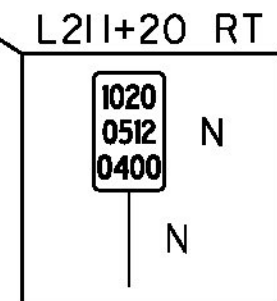
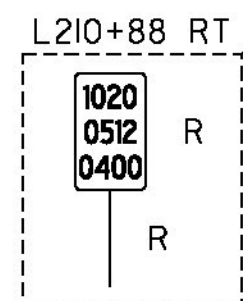
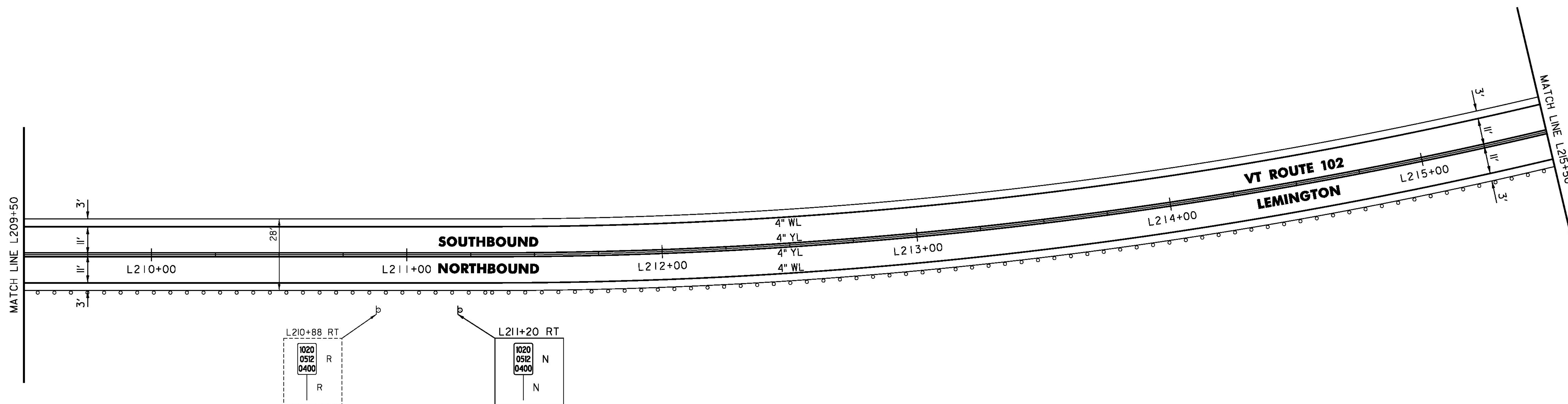


TEMPORARY 4 INCH WHITE LINE, PAINT  
 DURABLE 4 INCH WHITE LINE (OPTION BID ITEM)  
 L209+50 TO L215+50 SOLID LT & RT

REMOVING SIGNS  
 1 - AS SHOWN

TEMPORARY 4 INCH YELLOW LINE, PAINT  
 DURABLE 4 INCH YELLOW LINE (OPTION BID ITEM)  
 L209+50 TO L215+50 SOLID LT & RT



PROJECT NAME:	LEMINGTON-CANAAN
PROJECT NUMBER:	STP 2723(I)
FILE NAME:	z07c214bdr.dgn
PROJECT LEADER:	P. SHEDD
DESIGNED BY:	N. LEMAY
VT 102 PLAN SHEET 4	
PLOT DATE:	2/28/2015
DRAWN BY:	W. GORDON
CHECKED BY:	P. SHEDD
SHEET	27 OF 162

NOT TO SCALE

CLD 14-0197