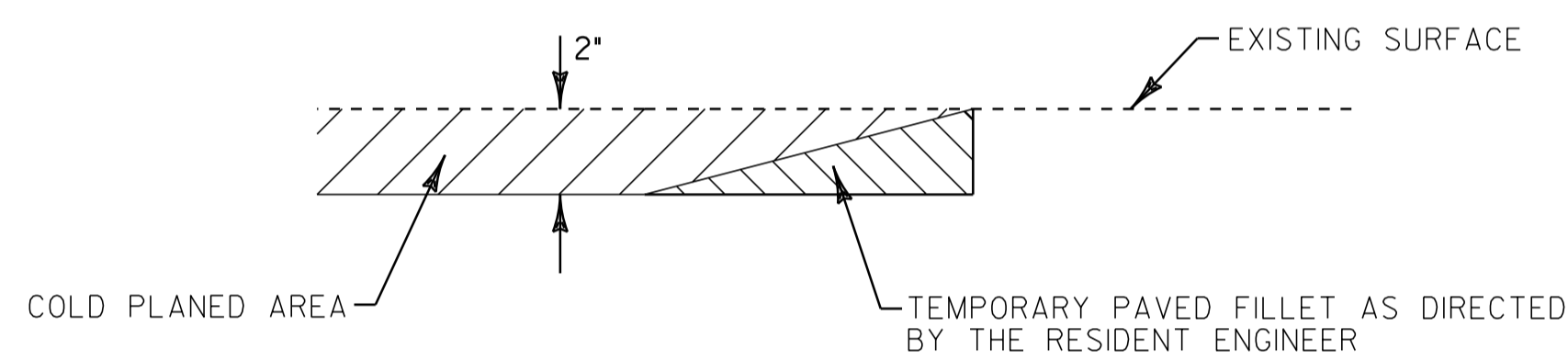


\* ADJUST SPACING (12"-24") TO AVOID WHEEL PATHS

### BLOCK PATTERN CROSSWALK DETAIL

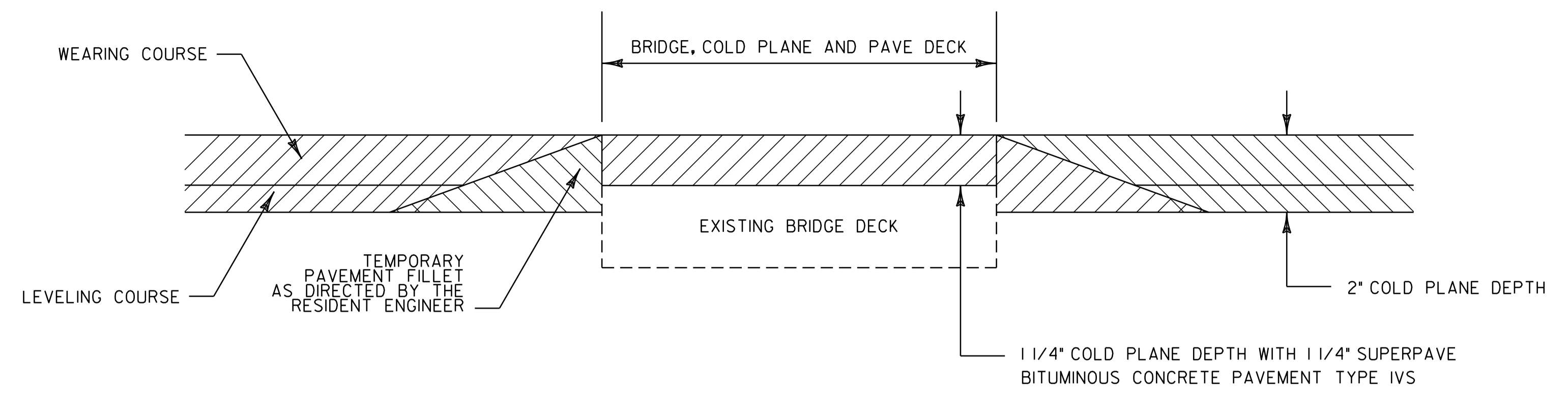
SEE LAYOUT SHEETS FOR LOCATIONS  
ALL BLOCK PATTERN CROSSWALKS SHALL BE  
INSTALLED PARALLEL WITH WHEEL PATHS.



### DETAIL AT VERTICAL COLD PLANE JOINTS

NOTE: THIS DETAIL SHALL BE USED FOR THE SIDE ROADS LISTED BELOW AND AT ALL DRIVES AS DIRECTED BY THE RESIDENT ENGINEER. PAYMENT SHALL BE INCLUDED IN THE UNIT PRICE BID FOR ITEM 210.10.

- FULL ROADWAY WIDTH
- VT ROUTE 105
  - STA. 129+51.84 (BEGIN PROJECT)
  - STA. 129+73 (HIGHLAND AVENUE)
  - STA. 137+29 (ROBINSON AVENUE)
  - STA. 140+08 (BLAIR ROAD)
  - STA. 142+38 (HIGH STREET)
  - STA. 148+53 (NASON TERRACE)
  - STA. 149+48 (NASON TERRACE)
  - STA. 157+64 (ELKINS DRIVE)
  - STA. 162+17 (PINE STREET)
  - STA. 163+99.68 (END PROJECT)
  - VT ROUTE 243
  - STA. 45+77.76 (BEGIN PROJECT)
  - STA. 46+18 (DOMINION AVENUE)
  - STA. 46+76 (ELM STREET)
  - STA. 51+68 (SCHOOL STREET)
  - STA. 57+21 (HILL STREET)
  - STA. 58+29 (MAIN STREET)

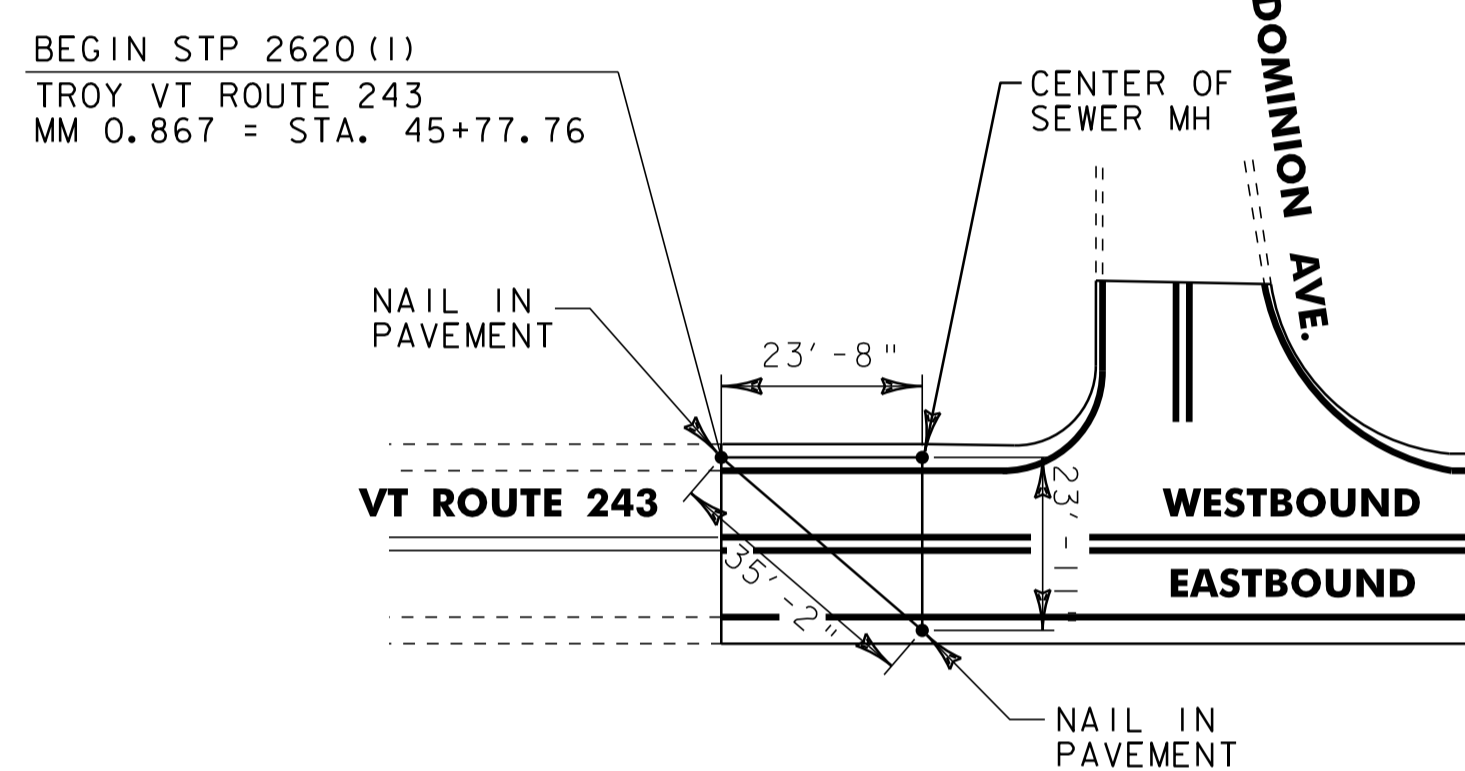


### BRIDGE COLD PLANE DETAIL

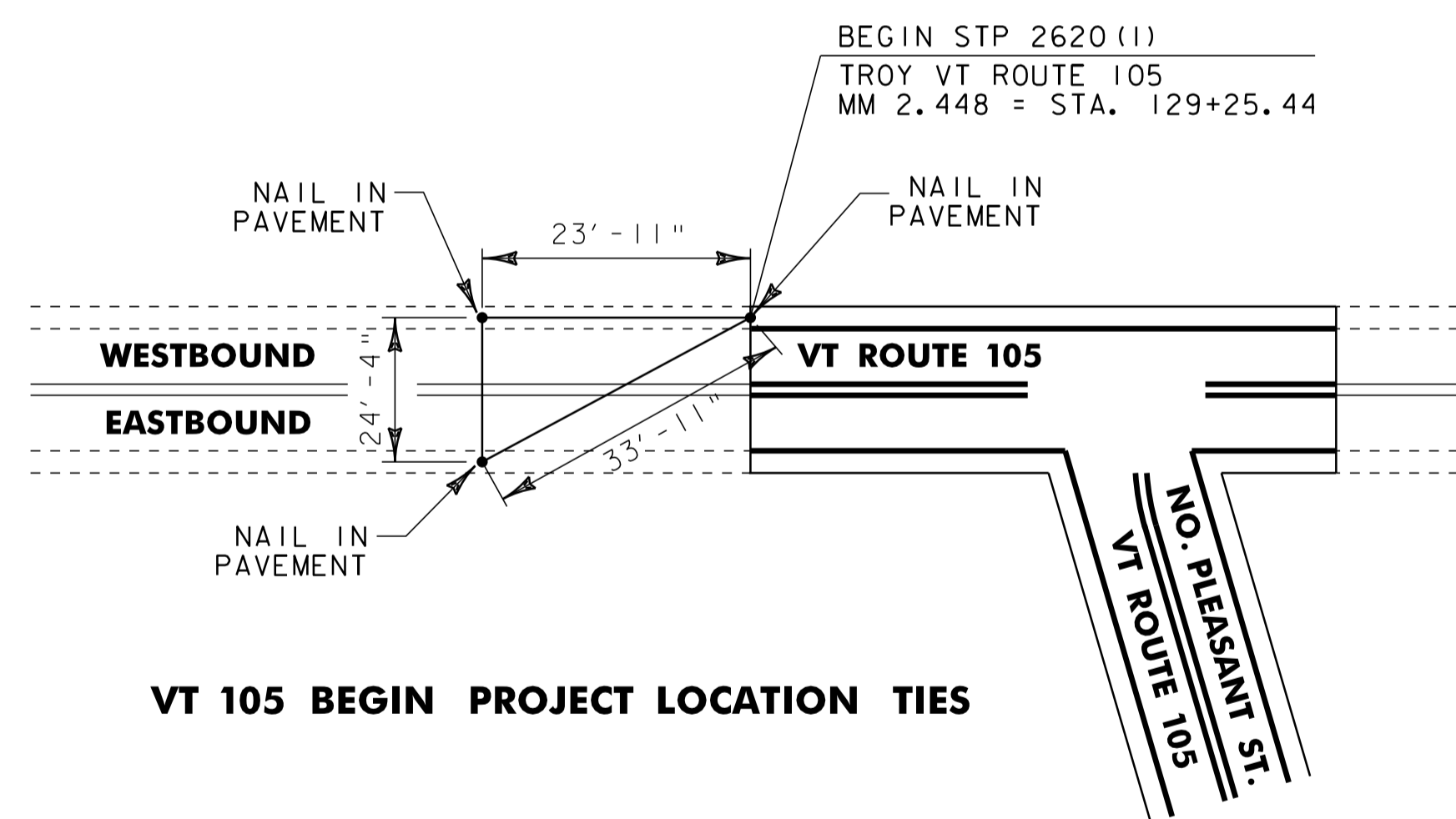
BR 54 STA. 150+69

#### NOTES:

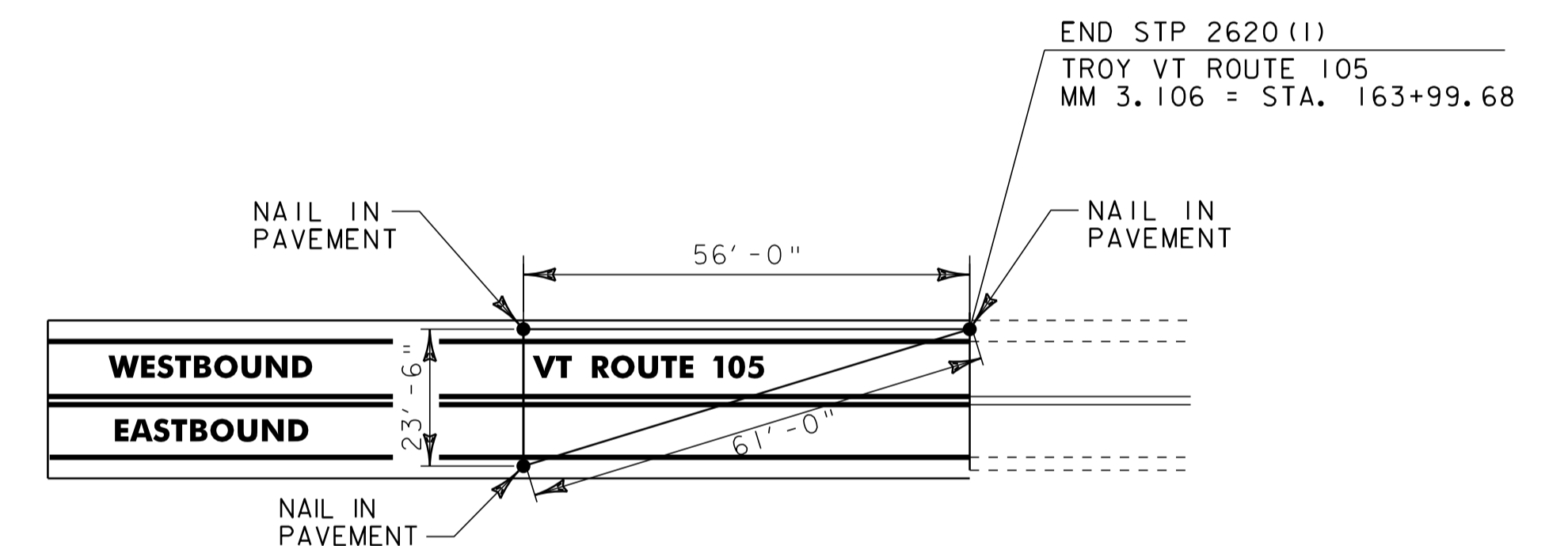
1. SEE SHEET 79 FOR ASPHALTIC PLUG JOINT DETAILS. ALL NEW JOINTS TO BE PAID UNDER ITEM 516.10 BRIDGE EXPANSION JOINT, ASPHALTIC PLUG.
2. THE CONTRACTOR SHALL TAKE PRECAUTIONS TO AVOID DAMAGING DRAINAGE STRUCTURES AND EXPANSION JOINTS. ANY DAMAGE CAUSED BY THE CONTRACTOR SHALL BE REPAIRED BY THE CONTRACTOR AT THE EXPENSE OF THE CONTRACTOR.
3. THE CONTRACTOR SHALL TAKE PRECAUTIONS TO AVOID THE ACCUMULATIONS OF DEBRIS IN THE DRAINAGE STRUCTURES LOCATED AT CURB LINE AND IN THE EXPANSION JOINTS. THE CONTRACTOR SHALL EXAMINE THESE BRIDGE FEATURES ON A REGULAR BASIS TO ENSURE THAT DEBRIS HAS NOT ACCUMULATED. ANY DEBRIS WHICH IS PRESENT SHALL BE REMOVED BY THE CONTRACTOR AT THE EXPENSE OF THE CONTRACTOR.
4. THE CONTRACTOR SHALL PERFORM COLD PLANING WITH CAUTION. ANY DAMAGE OCCURRING TO THE MEMBRANE AS A RESULT OF COLD PLANING OPERATIONS SHALL BE THE RESPONSIBILITY OF THE CONTRACTOR AND THE MEMBRANE SHALL BE REPAIRED OR REPLACED AT THE EXPENSE OF THE CONTRACTOR.



### VT 243 BEGIN PROJECT LOCATION TIES



### VT 105 BEGIN PROJECT LOCATION TIES



### END PROJECT LOCATION TIES



NOT TO SCALE	
<b>MISCELLANEOUS DETAIL SHEET</b>	PROJECT NAME: NORTH TROY
	PROJECT NUMBER: STP 2620(1)
	FILE NAME: p06b208.dgn
	IPARM FILE: p06b208md.i
	PLOT DATE: 25-OCT-2011 14:03
	DRAWN BY: STANTEC
	CHECKED BY: JLL
	SHEET 78 OF 116