

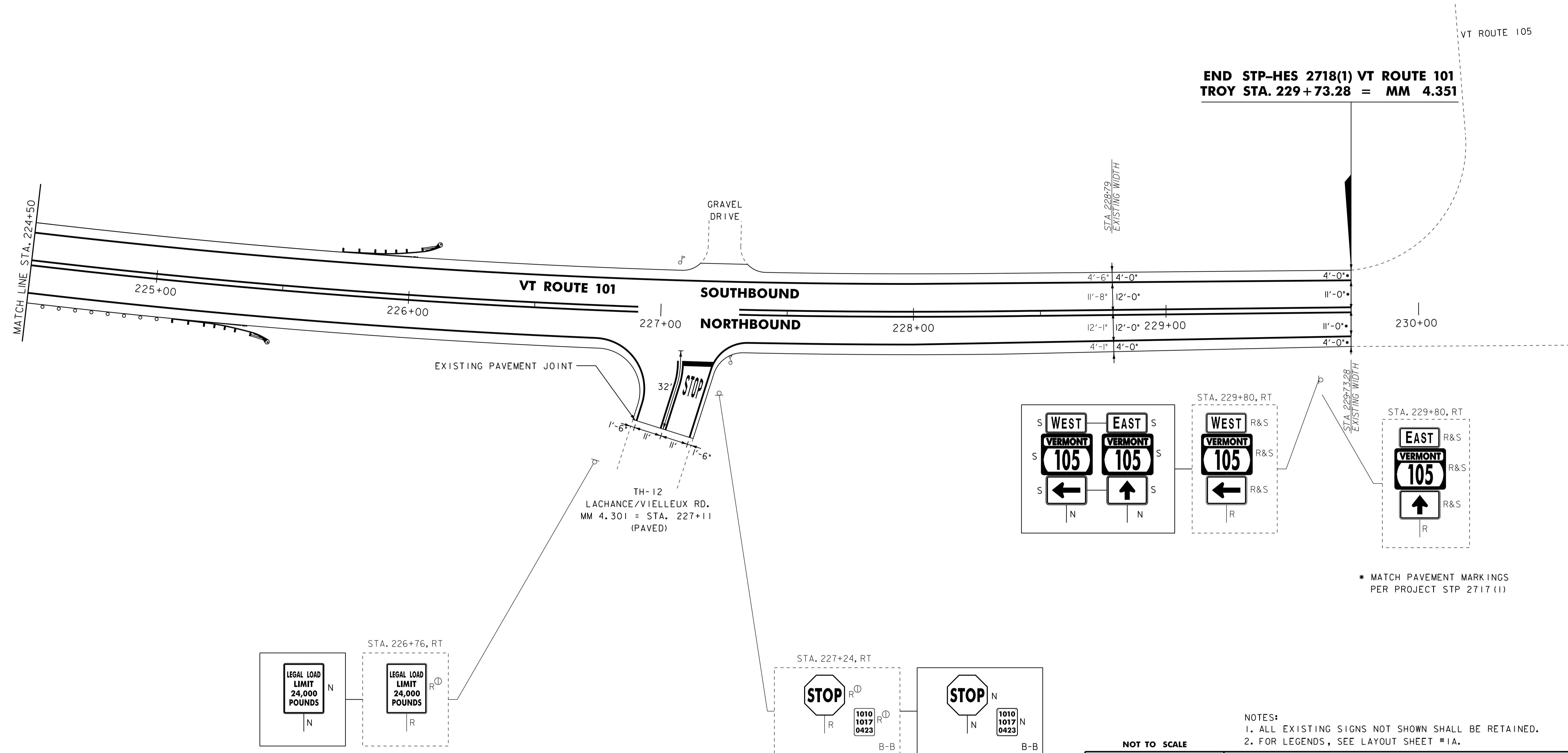
621.20 STEEL BEAM GUARDRAIL, GALVANIZED  
 STA. 224+50 TO 225+07.5, RT 224+92  
 STA. 224+50 TO 225+72.5, LT 62  
 621.50 MANUFACTURED TERMINAL SECTION, FLARED  
 STA. 225+07.5 TO 225+45, RT  
 STA. 225+72.5 TO 226+10, LT 62  
 225+99.5  
 621.80 REMOVAL AND DISPOSAL OF GUARDRAIL  
 STA. 224+50 TO 225+48, RT 29.5  
 STA. 224+50 TO 226+04, LT  
 225+99.5

646.402 DURABLE 4 INCH WHITE LINE, THERMOPLASTIC  
 STA. 224+50 TO 229+73.28, SOLID LT & RT  
 STA. 227+11, DOUBLE SOLID RT (TH-12 EDGELINES)  
 646.412 DURABLE 4 INCH YELLOW LINE, THERMOPLASTIC  
 STA. 224+50 TO 229+73.28, SOLID LT & RT  
 (ALL LINES WILL INCLUDE C BREAKS FOR  
 SIDE ROADS)  
 STA. 227+11, DOUBLE SOLID RT (TH-12)  
 646.482 DURABLE 24 INCH STOP BAR, THERMOPLASTIC  
 STA. 227+11, RT (TH-12)  
 646.492 DURABLE LETTER OR SYMBOL, THERMOPLASTIC  
 STA. 227+11, RT "STOP"

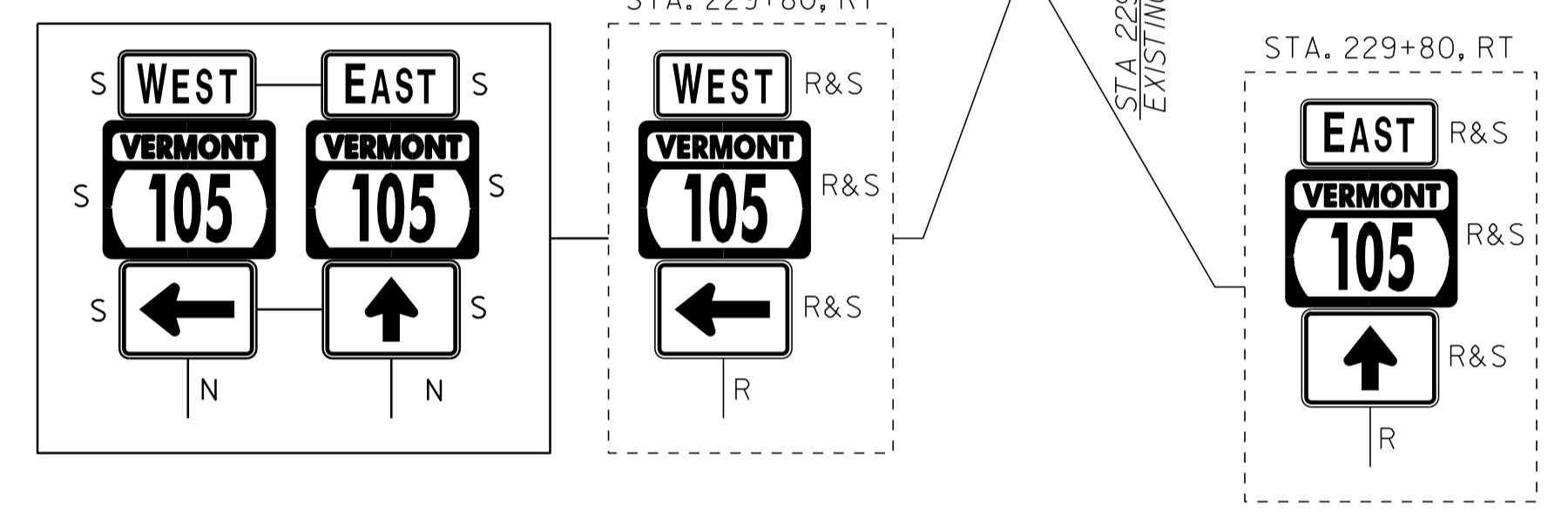
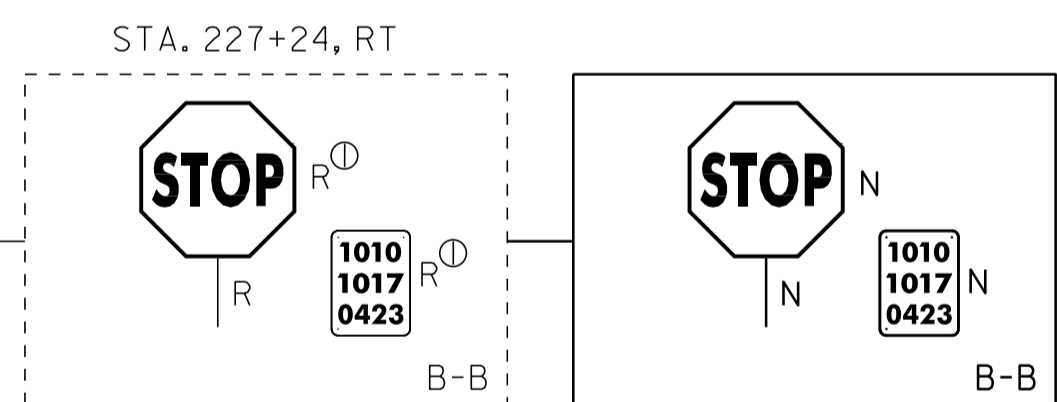
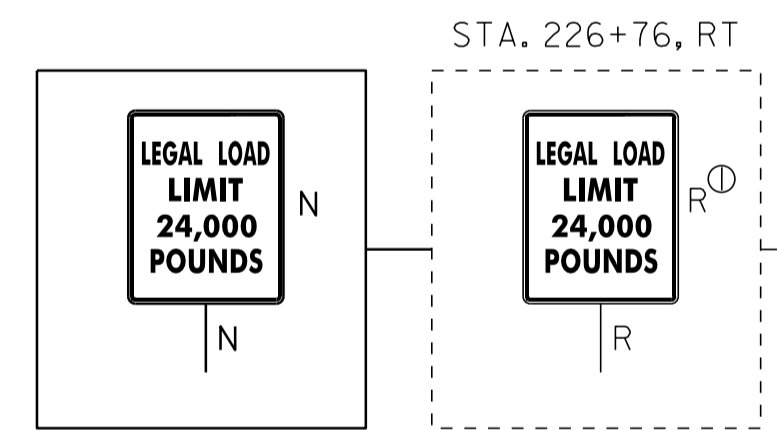
646.602 TEMPORARY 4 INCH WHITE LINE, PAINT  
 STA. 224+50 TO 229+73.28, SOLID LT & RT  
 STA. 227+11, DOUBLE SOLID RT (TH-12 EDGELINES)  
 646.612 TEMPORARY 4 INCH YELLOW LINE, PAINT  
 STA. 224+50 TO 229+73.28, SOLID LT & RT  
 (ALL LINES WILL INCLUDE C BREAKS FOR  
 SIDE ROADS)  
 STA. 227+11, DOUBLE SOLID RT (TH-12)

646.682 TEMPORARY 24 INCH STOP BAR, PAINT  
 STA. 227+11, RT (TH-12)  
 646.692 TEMPORARY LETTER OR SYMBOL, PAINT  
 STA. 227+11, RT "STOP"

675.50 REMOVING SIGNS  
 AS SHOWN - 9  
 675.60 ERECTING SALVAGED SIGNS  
 AS SHOWN - 6



**END STP-HES 2718(1) VT ROUTE 101  
 TROY STA. 229+73.28 = MM 4.351**



\* MATCH PAVEMENT MARKINGS  
 PER PROJECT STP 2717 (1)

NOTES:  
 1. ALL EXISTING SIGNS NOT SHOWN SHALL BE RETAINED.  
 2. FOR LEGENDS, SEE LAYOUT SHEET #1A.



**PROJECT LAYOUT SHEET #22**

PROJECT NAME: TROY	PLOT DATE: 25-OCT-2011 4:00
PROJECT NUMBER: STP-HES 2718(1)	DRAWN BY: STANTEC
FILE NAME: p07c200.dgn	CHECKED BY: JLL
DESIGNED BY: MCF	SHEET 38 OF 116
IPARM FILE: p07c200122.i	