

616.35 TREATED TIMBER CURB
STA. 111+10 TO 111+50, RT

621.205 STEEL BEAM GUARDRAIL, GALVANIZED W/8 FEET POSTS
STA. 108+47.5 TO 111+50, RT

621.50 MANUFACTURED TERMINAL SECTION, FLARED
STA. 108+10 TO 108+47.5, RT

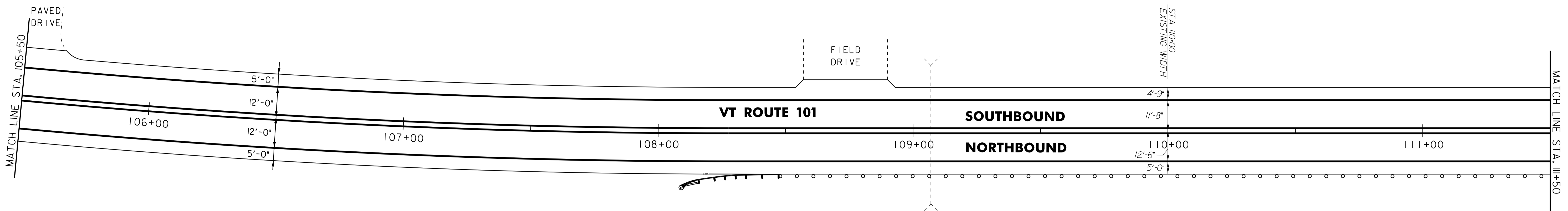
621.80 REMOVAL AND DISPOSAL OF GUARDRAIL
STA. 108+10 TO 111+50, RT

646.402 DURABLE 4 INCH WHITE LINE, THERMOPLASTIC
STA. 105+50 TO 111+50, SOLID LT & RT

646.412 DURABLE 4 INCH YELLOW LINE, THERMOPLASTIC
STA. 105+50 TO 111+50, SOLID LT & RT

646.602 TEMPORARY 4 INCH WHITE LINE, PAINT
STA. 105+50 TO 111+50, SOLID LT & RT

646.612 TEMPORARY 4 INCH YELLOW LINE, PAINT
STA. 105+50 TO 111+50, SOLID LT & RT



604.412, 604.415, OR 604.418 REHAB.
D1'S, CB'S OR MH'S, CLASS 1, II OR III
STA. 115+66, RT

616.35 TREATED TIMBER CURB
STA. 111+50 TO 115+67, RT

621.205 STEEL BEAM GUARDRAIL, GALVANIZED W/8 FEET POSTS
STA. 111+50 TO 116+35, RT

621.50 MANUFACTURED TERMINAL SECTION, FLARED
STA. 116+35 TO 116+72.5, RT

621.80 REMOVAL AND DISPOSAL OF GUARDRAIL
STA. 111+50 TO 116+68, RT

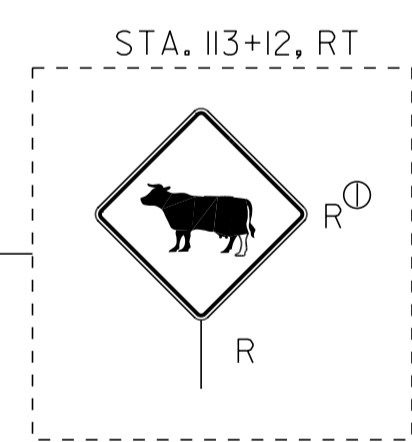
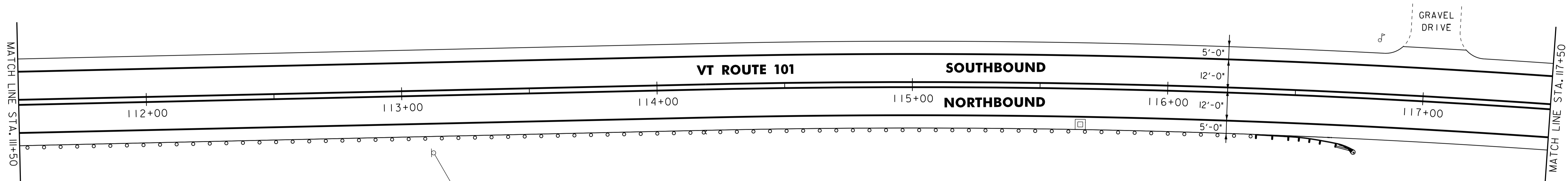
646.402 DURABLE 4 INCH WHITE LINE, THERMOPLASTIC
STA. 111+50 TO 117+50, SOLID LT & RT

646.412 DURABLE 4 INCH YELLOW LINE, THERMOPLASTIC
STA. 111+50 TO 117+50, SOLID LT & RT

646.602 TEMPORARY 4 INCH WHITE LINE, PAINT
STA. 111+50 TO 117+50, SOLID LT & RT

646.612 TEMPORARY 4 INCH YELLOW LINE, PAINT
STA. 111+50 TO 117+50, SOLID LT & RT

675.50 REMOVING SIGNS
AS SHOWN - 1



- NOTES:
1. ALL EXISTING SIGNS NOT SHOWN SHALL BE RETAINED.
2. FOR LEGENDS, SEE LAYOUT SHEET #1A.



NOT TO SCALE

PROJECT LAYOUT SHEET #11

PROJECT NAME: TROY
PROJECT NUMBER: STP-HES 2718(1)

FILE NAME: p07c200.dgn
PROJECT LEADER: JLL
DESIGNED BY: MCF
IPARM FILE: p07c20011.i

PLOT DATE: 25-OCT-2011 4:00
DRAWN BY: STANTEC
CHECKED BY: JLL
SHEET 27 OF 116