

STATION	POSITION	QUANTITY (SY)
U.S. ROUTE 5		
257+26	LT	7
258+35	RT	44
259+06	LT	9
260+40	LT	13
262+85	LT	14
263+27	LT	10
264+59	LT	10
266+99	LT	10
267+68	RT	22
267+95	LT	8
269+58	LT	14
273+23	RT	109
274+98	RT	47
276+46	RT	12
276+70	LT	48
278+15	RT	11
278+55	LT	40
279+50	LT	35
280+42	LT	10
281+63	RT	46
SUBTOTAL		519

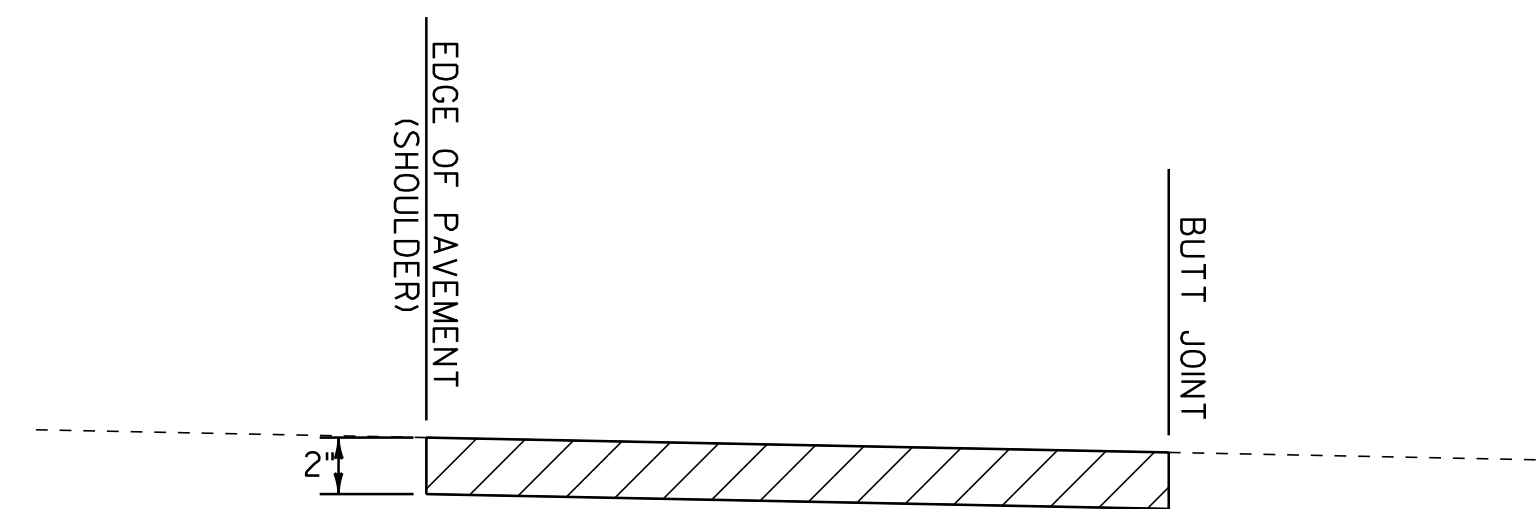
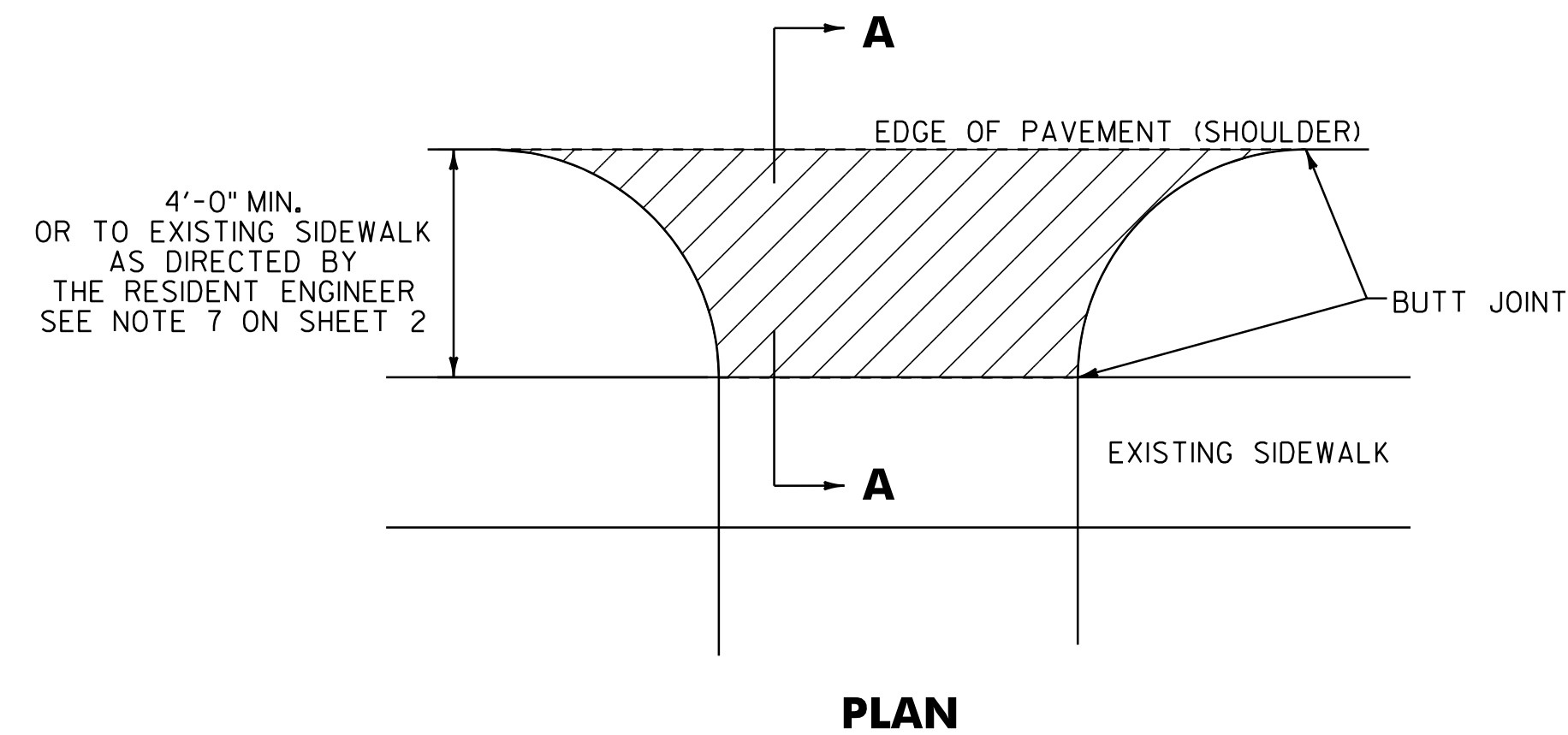
STATION	POSITION	QUANTITY (SY)
U.S. ROUTE 5 (CONT.)		
282+43	RT	16
282+87	RT	9
283+55	RT	36
284+32	RT	17
291+22	RT	23
294+01	RT	8
296+33	RT	10
300+74	RT	57
301+09	LT	6
302+28	RT	9
302+30	LT	84
303+85	RT	106
305+59	LT	11
310+98	LT	8
312+90	RT	22
315+51	RT	19
SUBTOTAL		441

STATION	POSITION	QUANTITY (SY)
VT ROUTE 16		
97+86	RT	25
99+38	RT	7
99+58	LT	232
100+74	RT	6
103+18	LT	21
104+06	RT	7
104+20	LT	7
105+05	LT	42
105+09	RT	14
105+71	LT	9
106+33	LT	4
106+70	LT	6
107+30	LT	7
107+34	RT	8
108+37	LT	6
108+65	LT	6
108+90	RT	10
109+52	LT	8
109+88	LT	4
110+13	LT	12
110+33	RT	8
SUBTOTAL		449

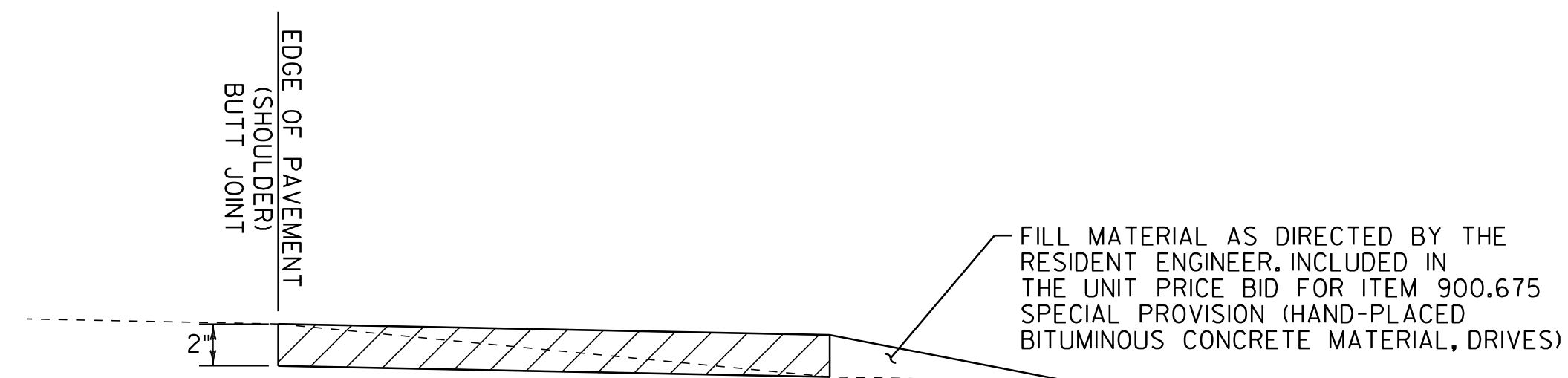
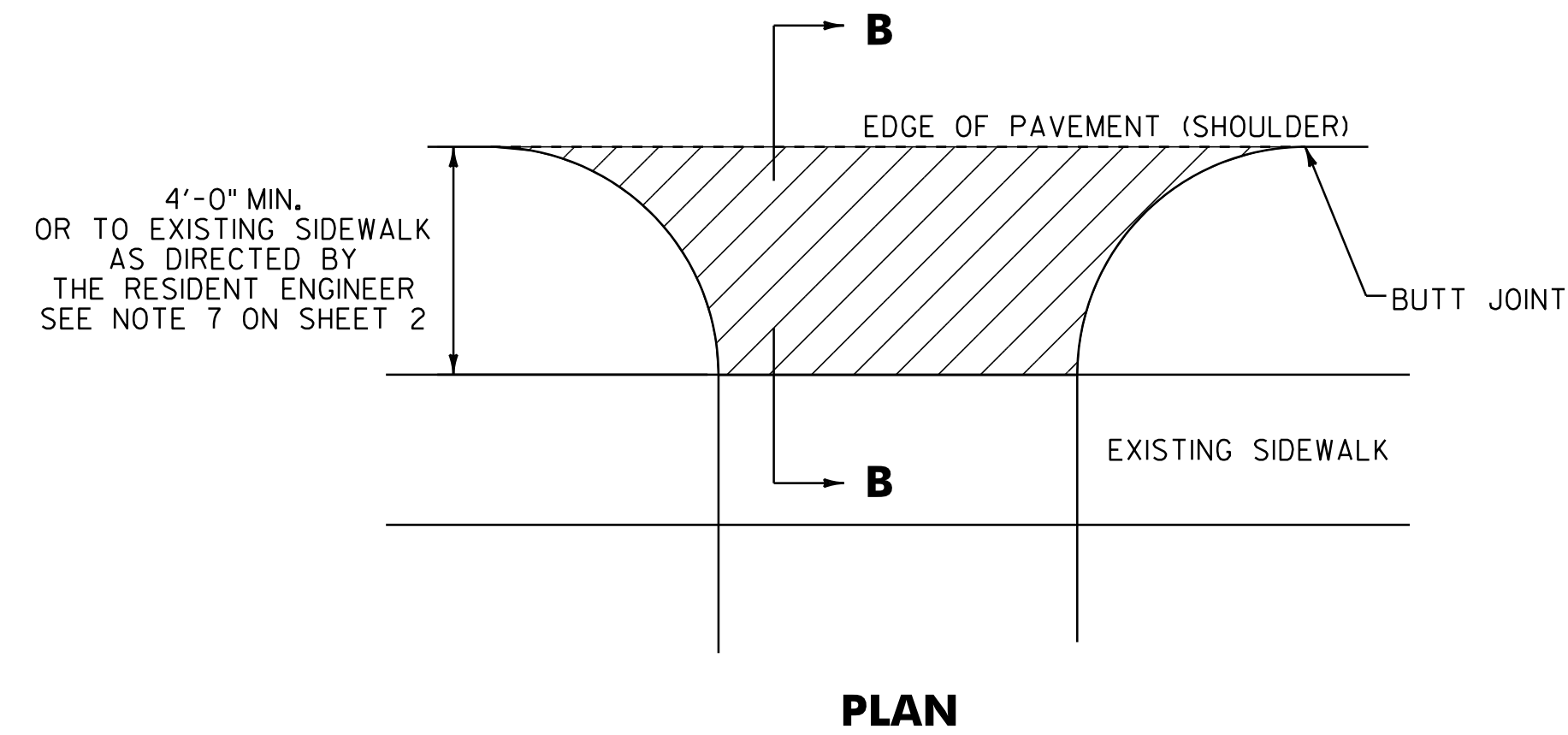
STATION	POSITION	QUANTITY (SY)
VT ROUTE 16 (CONT.)		
110+40	LT	4
110+83	LT	9
111+03	LT	5
111+66	RT	28
112+89	RT	29
113+54	LT	20
119+36	RT	59
121+06	RT	53
121+89	RT	14
SUBTOTAL		221

STATION	POSITION	QUANTITY (SY)
VT ROUTE 58		
9+85	RT	77
11+19	LT	38
12+34	LT	24
13+62	RT	25
13+77	LT	11
14+48	RT	20
15+52	RT	43
15+95	LT	5
16+56	LT	10
16+99	RT	42
21+52	LT	13
21+77	RT	24
23+81	RT	34
23+83	LT	11
24+66	LT	8
25+35	LT	11
26+50	RT	5
29+58	RT	13
30+11	RT	7
30+64	RT	9
32+43	RT	11
SUBTOTAL		441

STATION	POSITION	QUANTITY (SY)
VT ROUTE 58 (CONT.)		
32+96	RT	10
33+06	LT	61
35+45	RT	8
35+47	LT	10
35+96	LT	5
36+74	RT	7
37+06	LT	9
37+71	RT	11
37+84	LT	9
38+87	LT	12
SUBTOTAL		142
COLUMN 1		519
COLUMN 2		441
COLUMN 3		449
COLUMN 4		221
COLUMN 5		441
COLUMN 6		142
SUBTOTAL		2213
ROUNDING		22
TOTAL		2235



HANDWORK DETAILS FOR PAVED DRIVES




HANDWORK DETAILS FOR GRAVEL DRIVES

NOTES:

- PAVING LIFT SHALL BE A MINIMUM OF 1 1/2" AND A MAXIMUM OF 2".
- THE COST OF PROVIDING AND PLACING SUBBASE MATERIAL, CLEANING EXISTING PAVED SURFACES, INCLUDING POWER EQUIPMENT, AND FOR APPLYING EMULSION, FILLING JOINTS, CRACKS AND HOLES WILL NOT BE PAID DIRECTLY BUT WILL BE CONSIDERED INCIDENTAL TO CONTRACT ITEM 900.675 SPECIAL PROVISION (HAND-PLACED BITUMINOUS CONCRETE MATERIAL, DRIVES).
- EXCAVATION NEEDED TO ACHIEVE PROPER DRIVE SLOPES WILL NOT BE PAID DIRECTLY BUT WILL BE CONSIDERED INCIDENTAL TO CONTRACT ITEM 900.675 SPECIAL PROVISION (HAND-PLACED BITUMINOUS CONCRETE MATERIAL, DRIVES).
- FIELD DRIVES 2'-0"; RESIDENTIAL AND COMMERCIAL DRIVES 4'-0"; OR AS DIRECTED BY THE RESIDENT ENGINEER.

LEGEND

 ITEM 900.675 SPECIAL PROVISION (HAND-PLACED BITUMINOUS CONCRETE MATERIAL, DRIVES)

NOT TO SCALE

**DRIVE
DETAIL
SHEET**

PROJECT NAME: BARTON
PROJECT NUMBER: STP 2702(1)

FILE NAME: p07c192.dgn
PROJECT LEADER: JLL
DESIGNED BY: STANTEC
IPARM FILE: p07c192ds.i

PLOT DATE: 30-OCT-2013 17:0
DRAWN BY: STANTEC
CHECKED BY: STANTEC
SHEET 11 OF 75

