STATE OF VERMONT
AGENCY OF TRANSPORTATION

TRAFFIC SIGN SUMMARY SHEET 13

MILEMARKER, STATION, OR SIGN NUMBER	SIGN LEGEND	SIGN DIMENSIONS EA	WIDTH (In)	HEIGHT (In)	NEW & SALVAGED SIGNS "A"	"B"	SALV SIGN	SALV TIS	EXIST POST RETAIN	SALVAGE	NEW SIGN POSTS NO. OF POSTS	FLANGED CHANNEL lb/ft 1.12	2.0	3.0	SQUARE STEEL (In) lb/ft 1.75 (1.88)	2.0 (2.42)	2.5 (3.35)	ANCHOR	SLEEVE	TUBULAR ALUMINUM Ø (In) lb/ft 3.0 (1.3)	4.0 (1.7)	4.0 MOD (1.7)	TUBULAR STEEL Ø (In) lb/ft FOUND-ATION	3.0 (7.6)	3.5 (9.0)	4.0 (10.8)	5.0 (14.6)	W-SHAPE STEEL FTG. SIZE 24"	30"	WEIGHT	POST SIZE	SIGN FRAME REQUIRED	REMARKS	SIGN DETAIL DETAIL IN SHSM * BOOK	DETAIL ON SHEET NUMBER	STD. SHEET NUMBER
HIGHGATE VT ROUTE 78 (CONT.)																																				
162+53, RT	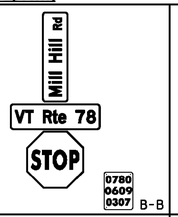	1	42	12	3.50						1						X	X															D3-1		113	
		1	42	12	3.50																												D3-1		113	
		1	30	30	6.25												13.75																RI-1	X		
		1	6	10	0.42																												VD-700			E-138
162+55, LT	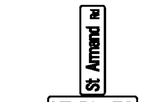	1	42	12	3.50						1					X		X															D3-1		113	
		1	42	12	3.50											10.75																	D3-1		113	
163+15, RT		1	72	20	10.02						2						14.75																VDI-1		115	
		1	72	12	6.00												X	X															VDI-1a		115	
		1	72	12	6.00												14.5																VDI-1a		115	
163+33, RT		1	24	30	5.00						1					X		X															VR-017			E-141
																13.25																				
163+40, RT	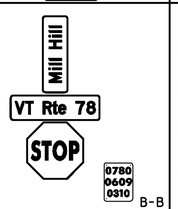	1	36	12	3.00						1						13.75																D3-1		113	E-136B
		1	42	12	3.50												X	X															D3-1		113	E-136B
		1	30	30	6.25																												RI-1	X		
		1	6	10	0.42																												VD-700			E-138
164+20, LT		1	24	12	2.00						1					X		X															M3-4 (GREEN ON WHITE)	X		
		1	24	24	4.00											14																	(GREEN ON WHITE)			E-136B
												FT	FT	FT	FT	FT 41	FT 66		EA	LB	LB	LB		LB	LB	LB	LB								
												FT			FT ~~107~~ 94.75					LB			EA.	LB				EA.	EA.	LB					
TOTALS					SF 66.86	SF	EA.	SF																												

* "SHSM"-STANDARD HIGHWAY SIGNS AND MARKINGS

FINAL POST LENGTHS ARE TO BE DETERMINED IN THE FIELD. POST SIZES ARE COMPUTED BASED ON INFORMATION FURNISHED ON THE STANDARD SHEETS AND THE VTRANS "SIGN POST DESIGN GUIDELINE."

TRAFFIC SIGN SUMMARY SHEET #13

PROJECT NAME: SWANTON-SHELDON
PROJECT NUMBER: STP 2715(1)

FILE NAME: p07c186.dgn
PROJECT LEADER: JLL
DESIGNED BY: STANTEC

PLOT DATE: 4/24/2014
DRAWN BY: STANTEC
CHECKED BY: STANTEC
SHEET 96 OF 121