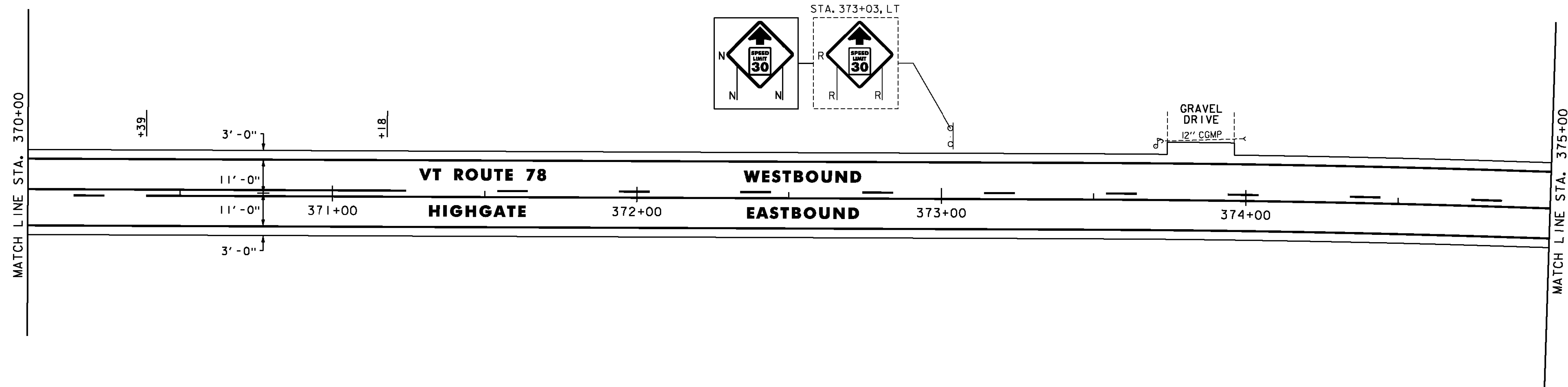


TEMPORARY 4 INCH WHITE LINE, PAINT
 DURABLE 4 INCH WHITE LINE (OPTION BID ITEM)
 (ALL LINES WILL INCLUDE EDGE LINE BREAKS
 AND RADII FOR SIDE ROADS)
 STA. 370+00 TO 375+00, SOLID LT & RT

TEMPORARY 4 INCH YELLOW LINE, PAINT
 DURABLE 4 INCH YELLOW LINE (OPTION BID ITEM)
 (ALL LINES WILL INCLUDE $\frac{1}{2}$ BREAKS FOR SIDE ROADS)
 STA. 370+00 TO 370+39, SOLID LT, DASHED RT
 STA. 370+39 TO 371+18, SOLID LT & RT
 STA. 371+18 TO 375+00, DASHED LT, SOLID RT

REMOVING SIGNS
 AS SHOWN - 1

MILLED RUMBLE STRIPS
 STA. 370+00 TO 372+08 CL



MILLED RUMBLE STRIPS
 STA. 378+00 TO 380+00, $\frac{1}{2}$

STEEL BEAM GUARDRAIL, GALVANIZED
 W/8 FEET POSTS
 STA. 377+94.5 TO 380+00.0, RT

ANCHOR FOR STEEL BEAM RAIL
 STA. 377+69.5, RT

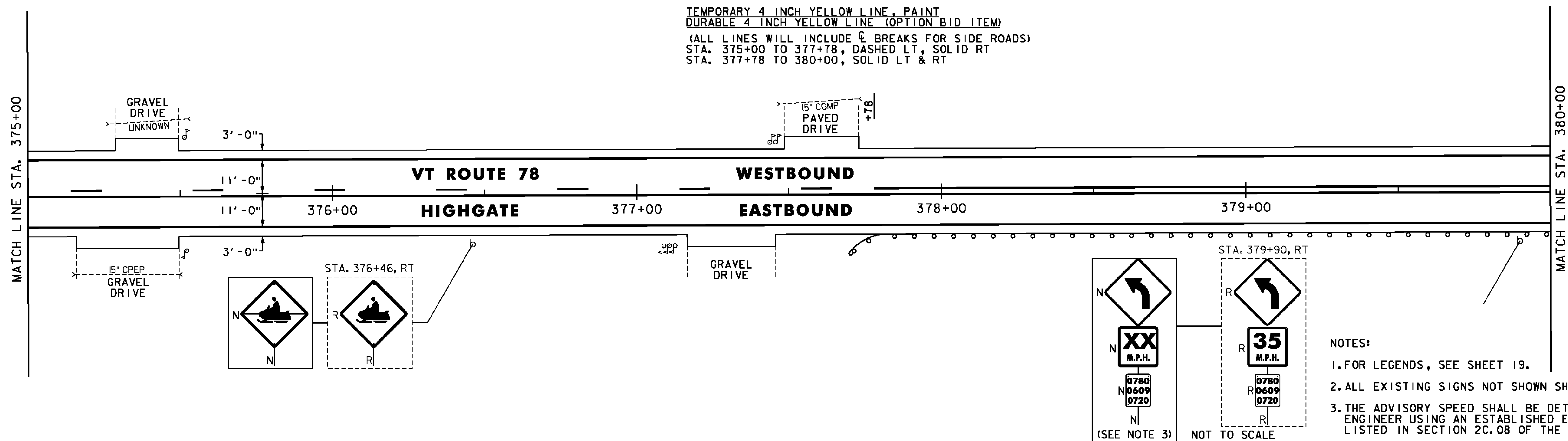
REMOVAL AND DISPOSAL OF GUARDRAIL
 STA. 377+69.5 TO 380+00, RT

TEMPORARY 4 INCH WHITE LINE, PAINT
 DURABLE 4 INCH WHITE LINE (OPTION BID ITEM)
 (ALL LINES WILL INCLUDE EDGE LINE BREAKS
 AND RADII FOR SIDE ROADS)
 STA. 375+00 TO 380+00, SOLID LT & RT

REMOVING SIGNS
 AS SHOWN - 4

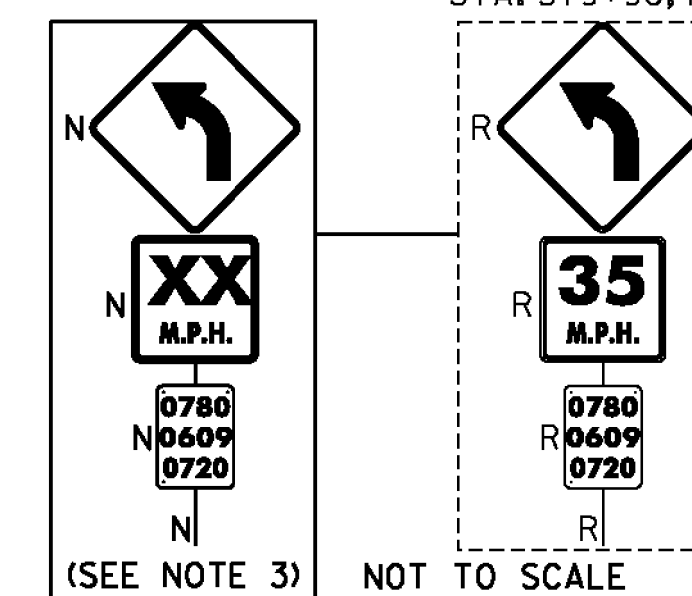
STEEL BEAM GUARDRAIL, GALVANIZED
 STA. 377+69.5 TO 377+94.5, RT

TEMPORARY 4 INCH YELLOW LINE, PAINT
 DURABLE 4 INCH YELLOW LINE (OPTION BID ITEM)
 (ALL LINES WILL INCLUDE $\frac{1}{2}$ BREAKS FOR SIDE ROADS)
 STA. 375+00 TO 377+78, DASHED LT, SOLID RT
 STA. 377+78 TO 380+00, SOLID LT & RT



NOTES:

1. FOR LEGENDS, SEE SHEET 19.
2. ALL EXISTING SIGNS NOT SHOWN SHALL BE RETAINED.
3. THE ADVISORY SPEED SHALL BE DETERMINED AS DIRECTED BY THE ENGINEER USING AN ESTABLISHED ENGINEERING PRACTICE AS LISTED IN SECTION 2C.08 OF THE MUTCD.



PROJECT LAYOUT SHEET #51

PROJECT NAME: SWANTON-SHELDON
 PROJECT NUMBER: STP 2715(I)

FILE NAME: p07cl86.dgn
 PROJECT LEADER: G. EDWARDS
 DESIGNED BY: G. BARRETT

PLOT DATE: 4/24/2014
 DRAWN BY: G. BARRETT
 CHECKED BY: M. FOISY
 SHEET 69 OF 121

