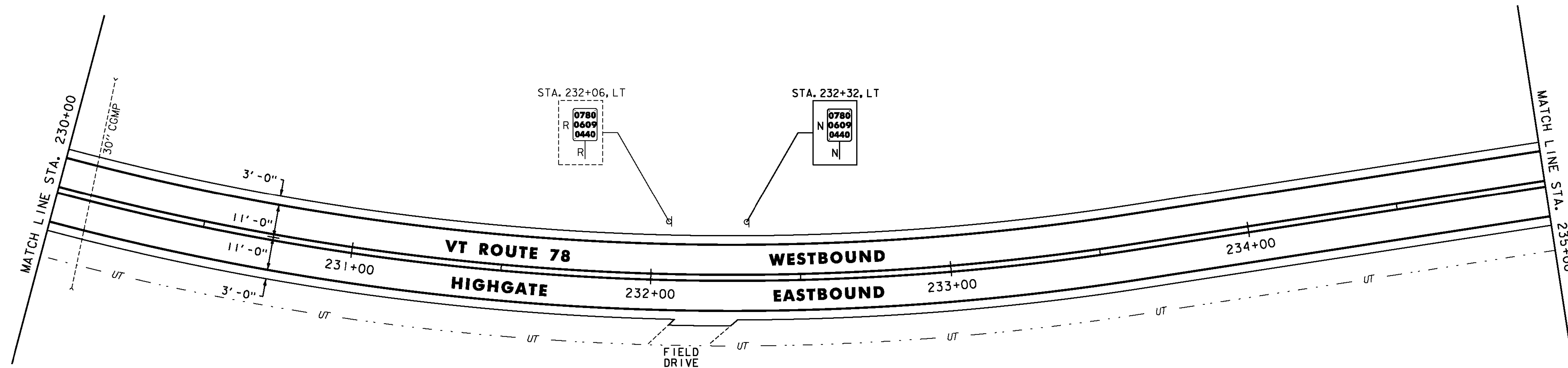


MILLED RUMBLE STRIPS
STA. 230+00 TO 235+00, ☐

TEMPORARY 4 INCH WHITE LINE, PAINT
DURABLE 4 INCH WHITE LINE (OPTION BID ITEM)
(ALL LINES WILL INCLUDE EDGE LINE BREAKS
AND RADII FOR SIDE ROADS)
STA. 230+00 TO 235+00, SOLID LT & RT

TEMPORARY 4 INCH YELLOW LINE, PAINT
DURABLE 4 INCH YELLOW LINE (OPTION BID ITEM)
(ALL LINES WILL INCLUDE ☐ BREAKS FOR SIDE ROADS)
STA. 230+00 TO 235+00, SOLID LT & RT

REMOVING SIGNS
AS SHOWN - 1

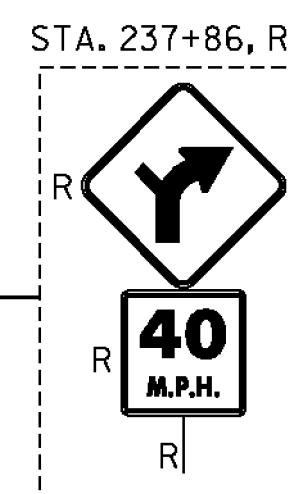
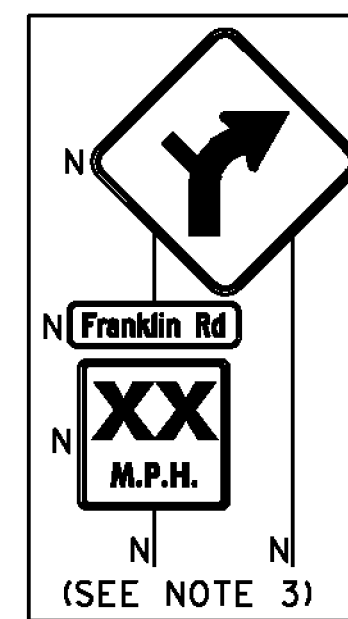
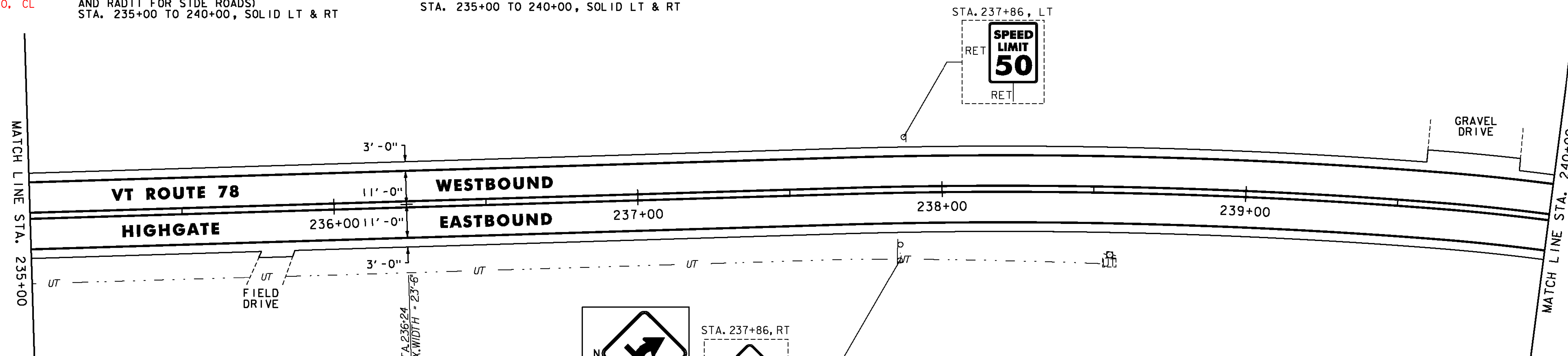


MILLED RUMBLE STRIPS
STA. 235+00 TO 240+00, ☐
237+18
STA. 239+71 TO 240+00, CL

TEMPORARY 4 INCH WHITE LINE, PAINT
DURABLE 4 INCH WHITE LINE (OPTION BID ITEM)
(ALL LINES WILL INCLUDE EDGE LINE BREAKS
AND RADII FOR SIDE ROADS)
STA. 235+00 TO 240+00, SOLID LT & RT

TEMPORARY 4 INCH YELLOW LINE, PAINT
DURABLE 4 INCH YELLOW LINE (OPTION BID ITEM)
(ALL LINES WILL INCLUDE ☐ BREAKS FOR SIDE ROADS)
STA. 235+00 TO 240+00, SOLID LT & RT

REMOVING SIGNS
AS SHOWN - 2



NOTES:

1. FOR LEGENDS, SEE SHEET 19.
2. ALL EXISTING SIGNS NOT SHOWN SHALL BE RETAINED.
3. THE ADVISORY SPEED SHALL BE DETERMINED AS DIRECTED BY THE ENGINEER USING AN ESTABLISHED ENGINEERING PRACTICE AS LISTED IN SECTION 2C.08 OF THE MUTCD.

NOT TO SCALE

PROJECT LAYOUT SHEET #35

PROJECT NAME: SWANTON-SHELDON
PROJECT NUMBER: STP 2715(I)

FILE NAME: p07cl86.dgn
PROJECT LEADER: G. EDWARDS
DESIGNED BY: G. BARRETT

PLOT DATE: 4/24/2014
DRAWN BY: G. BARRETT
CHECKED BY: M. FOISY
SHEET 53 OF 121

