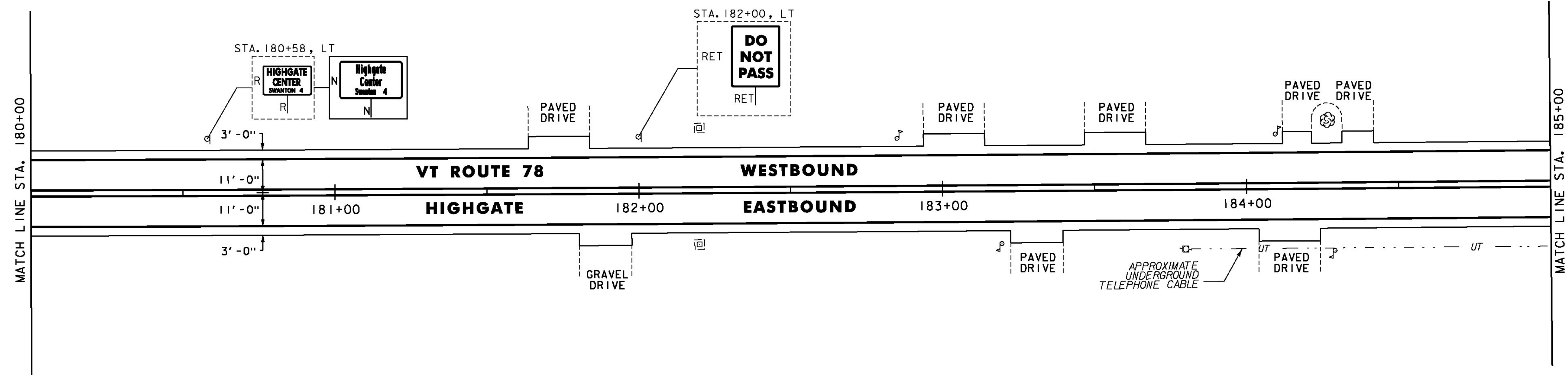


TEMPORARY 4 INCH WHITE LINE, PAINT
 DURABLE 4 INCH WHITE LINE (OPTION BID ITEM)
 (ALL LINES WILL INCLUDE EDGE LINE BREAKS
 AND RADII FOR SIDE ROADS)
 STA. 180+00 TO 185+00, SOLID LT & RT

REMOVING SIGNS
 AS SHOWN - 1

TEMPORARY 4 INCH YELLOW LINE, PAINT
 DURABLE 4 INCH YELLOW LINE (OPTION BID ITEM)
 (ALL LINES WILL INCLUDE $\frac{1}{2}$ BREAKS FOR SIDE ROADS)
 STA. 180+00 TO 185+00, SOLID LT & RT

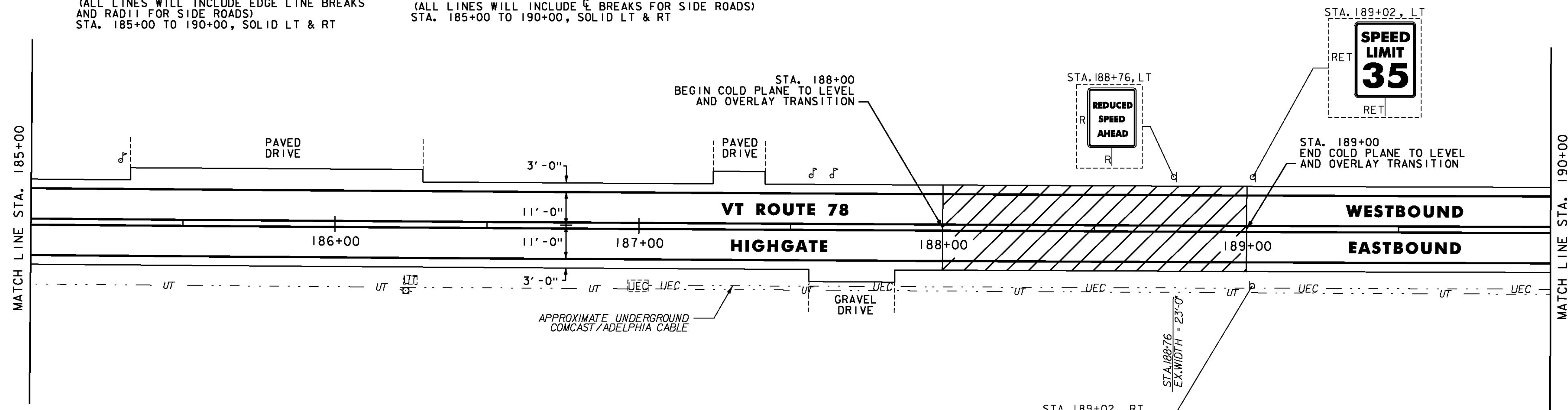


MILLED RUMBLE STRIPS
 STA. 187+44 TO 190+00, $\frac{1}{2}$

TEMPORARY 4 INCH WHITE LINE, PAINT
 DURABLE 4 INCH WHITE LINE (OPTION BID ITEM)
 (ALL LINES WILL INCLUDE EDGE LINE BREAKS
 AND RADII FOR SIDE ROADS)
 STA. 185+00 TO 190+00, SOLID LT & RT

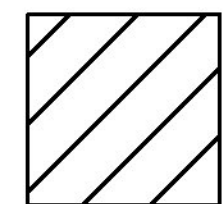
TEMPORARY 4 INCH YELLOW LINE, PAINT
 DURABLE 4 INCH YELLOW LINE (OPTION BID ITEM)
 (ALL LINES WILL INCLUDE $\frac{1}{2}$ BREAKS FOR SIDE ROADS)
 STA. 185+00 TO 190+00, SOLID LT & RT

REMOVING SIGNS
 AS SHOWN - 1



- NOTES:
- FOR LEGENDS, SEE SHEET 19.
 - ALL EXISTING SIGNS NOT SHOWN SHALL BE RETAINED.

NOT TO SCALE



COLD PLANE TRANSITION AREA
 (FOR DETAIL, SEE SHEET 3)



PROJECT LAYOUT SHEET #30

PROJECT NAME: SWANTON-SHELDON
 PROJECT NUMBER: STP 2715(1)

FILE NAME: p07cl86.dgn
 PROJECT LEADER: G. EDWARDS
 DESIGNED BY: G. BARRETT

PLOT DATE: 4/24/2014
 DRAWN BY: G. BARRETT
 CHECKED BY: M. FOISY
 SHEET 48 OF 121