


LOCATIONS

BOLTON
MM 3.122 EB

WATERBURY
MM 1.439 WB
MM 2.119 EB
MM 2.753 WB

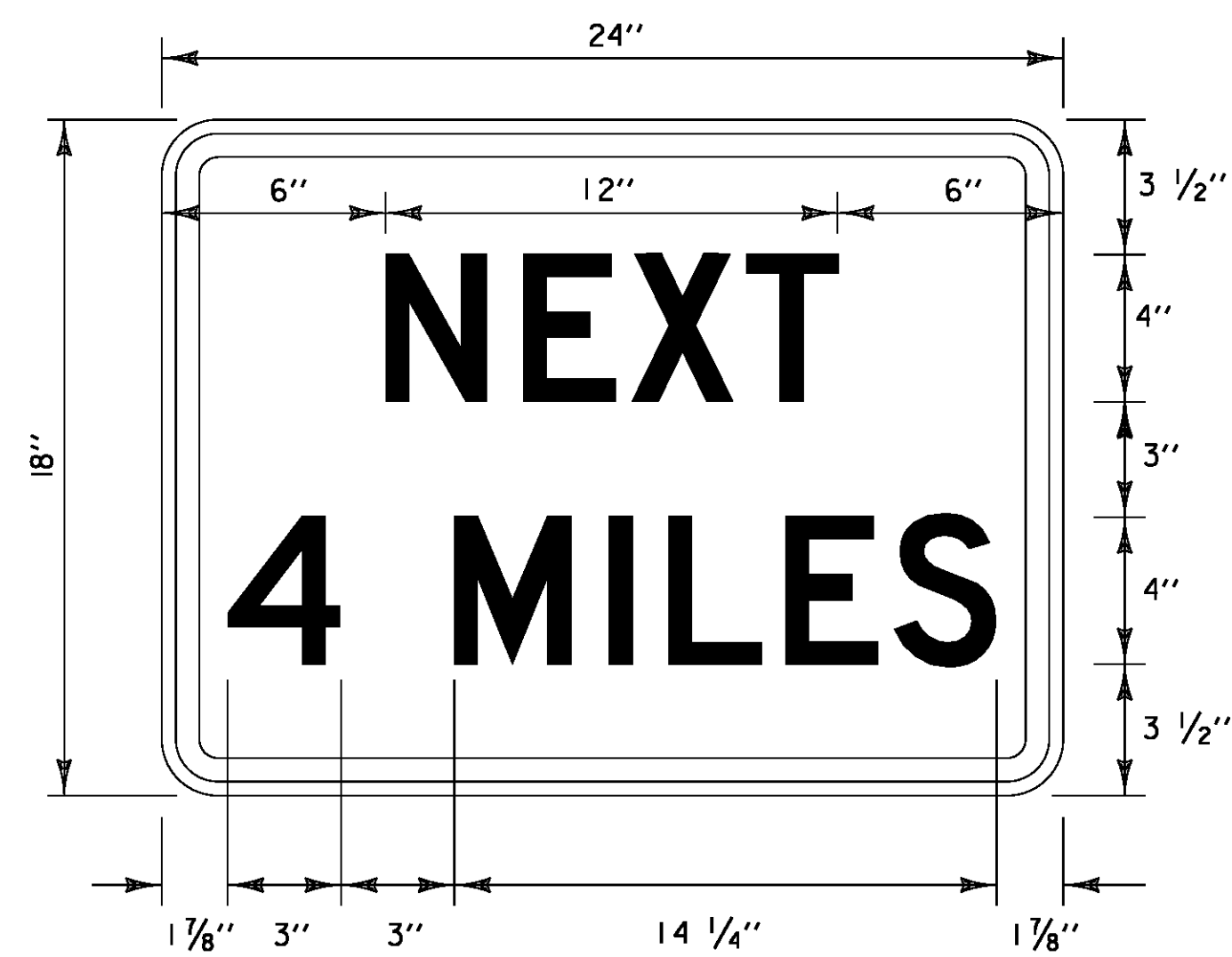


BLACK TEXT WITH YELLOW (RETROREFLECTIVE) BACKGROUND
SEE VAOT STANDARD E-150 FOR MATERIALS

LOCATIONS

BOLTON
MM 3.122 EB

WATERBURY
MM 1.439 WB



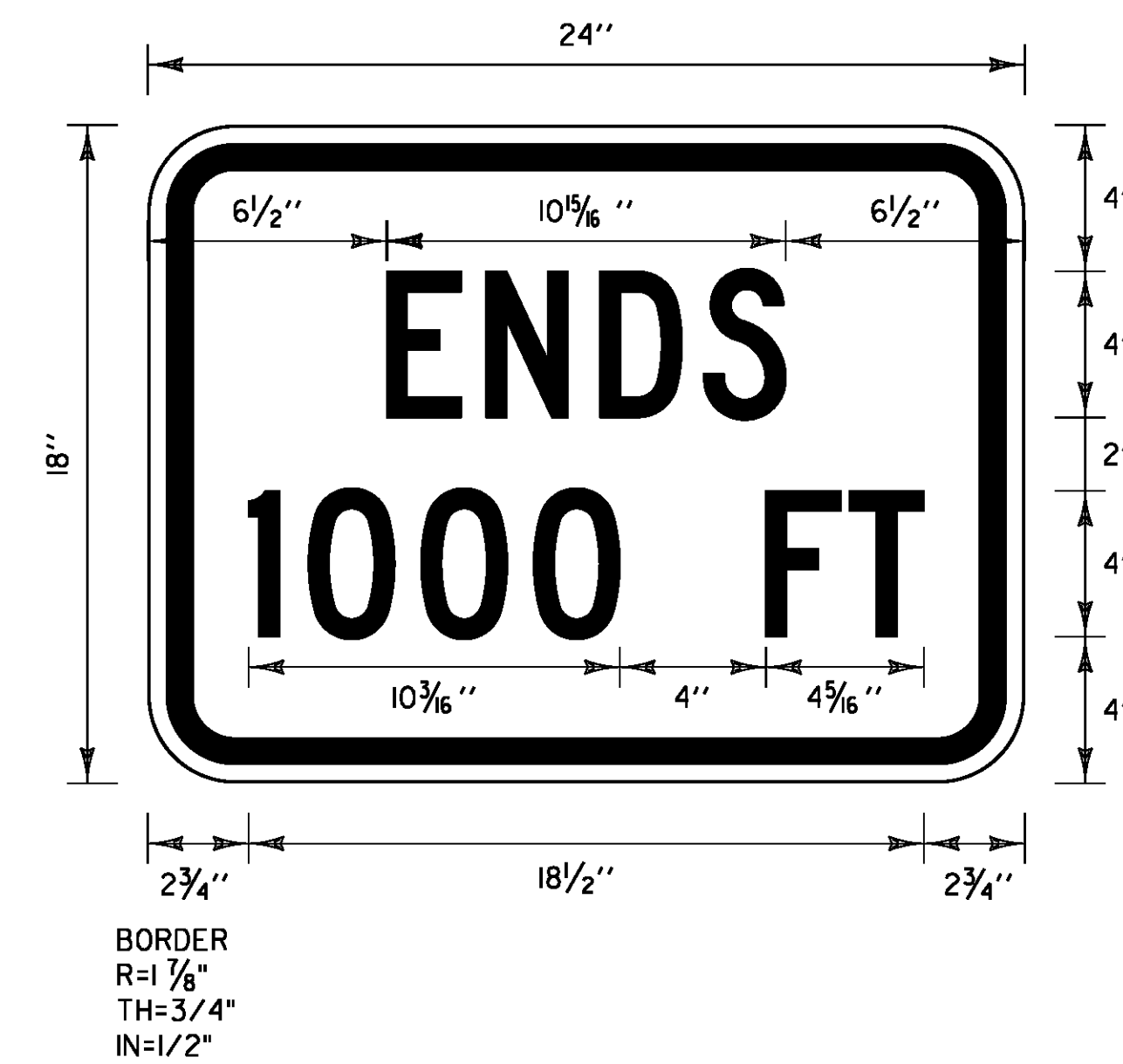
BORDER:
R = 1 1/2"
TH = 5/8"
IN = 3/8"

BLACK TEXT WITH YELLOW (RETROREFLECTIVE) BACKGROUND
SEE VAOT STANDARD E-150 FOR MATERIALS

LOCATIONS

BOLTON
MM 3.311 WB

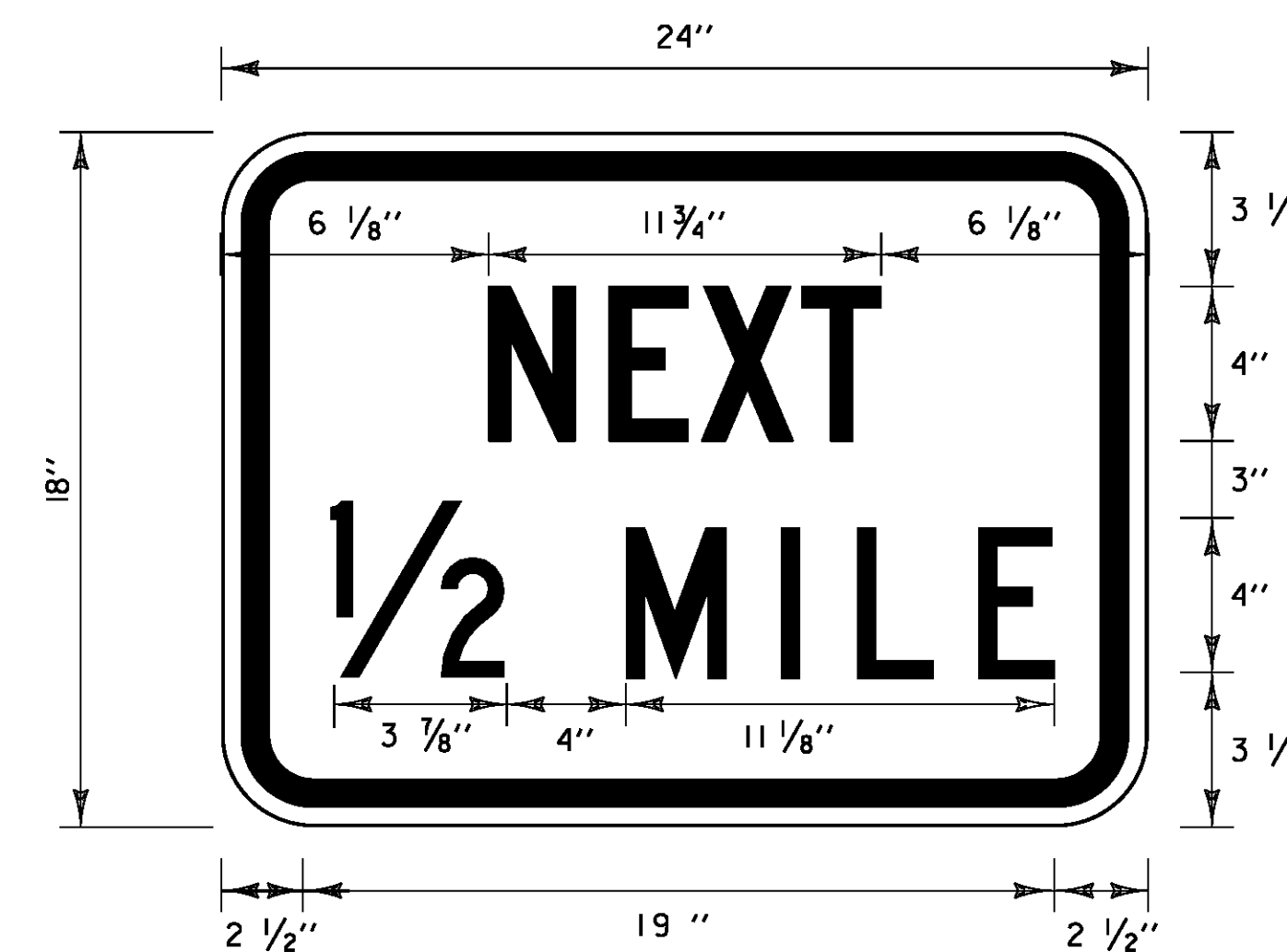
WATERBURY
MM 1.250 EB
MM 2.308 WB
MM 2.564 EB



BLACK TEXT WITH YELLOW (RETROREFLECTIVE) BACKGROUND
SEE VAOT STANDARD E-150 FOR MATERIALS

LOCATIONS

WATERBURY
MM 2.119 EB
MM 2.753 WB



BORDER:
R = 1 1/2"
TH = 5/8"
IN = 3/8"

[NEXT] C SPECIFIED LENGTH
[1/2 MILES] C SPECIFIED LENGTH
BLACK TEXT WITH YELLOW (RETROREFLECTIVE) BACKGROUND
SEE VAOT STANDARD E-150 FOR MATERIALS

CENTERLINE RUMBLE STRIP DETAIL SHEET #2	PROJECT NAME: BOLTON-WATERBURY
	PROJECT NUMBER: STP 2709(I)
	FILE NAME: 07cl72\Rumble_Stripes.dgn
PROJECT LEADER: MJF	PLOT DATE: 04-JUN-2013
DESIGNED BY: LBB	DRAWN BY: LBB
p07cl72_rs2.i	CHECKED BY: MJF
	SHEET 114a OF 217