

DURABLE 4 INCH WHITE LINE (SEE OPTION ITEMS)  
 STA. A 57+75 - STA. A 63+75 (SOLID LT & RT)  
 (WITH EDGE LINE BREAKS AT TH#43)  
 STA. A 60+98 (EDGE LINES AT TH#43)

DURABLE 4 INCH YELLOW LINE (SEE OPTION ITEMS)  
 STA. A 57+75 - STA. A 63+75 (SOLID LT & RT)  
 (WITH CENTERLINE BREAKS AT TH#43)  
 STA. A 60+98 (CENTERLINE AT TH#43)

DURABLE 24 INCH STOP BAR (SEE OPTIONS ITEMS)  
 STA. A 61+00 - STA. A 61+19 RT

DURABLE LETTER OR SYMBOL (SEE OPTIONS ITEMS)  
 STA. A 61+06 RT "STOP"

TEMPORARY 4 INCH WHITE LINE, PAINT  
 STA. A 57+75 - STA. A 63+75 (SOLID LT & RT)  
 (WITH EDGE LINE BREAKS AT TH#43)  
 STA. A 60+98 (EDGE LINES AT TH#43)

TEMPORARY 4 INCH YELLOW LINE, PAINT  
 STA. A 57+75 - STA. A 63+75 (SOLID LT & RT)  
 (WITH CENTERLINE BREAKS AT TH#43)  
 STA. A 60+98 (CENTERLINE AT TH#43)

TEMPORARY 24 INCH STOP BAR, PAINT  
 STA. A 61+00 - STA. A 61+19 RT

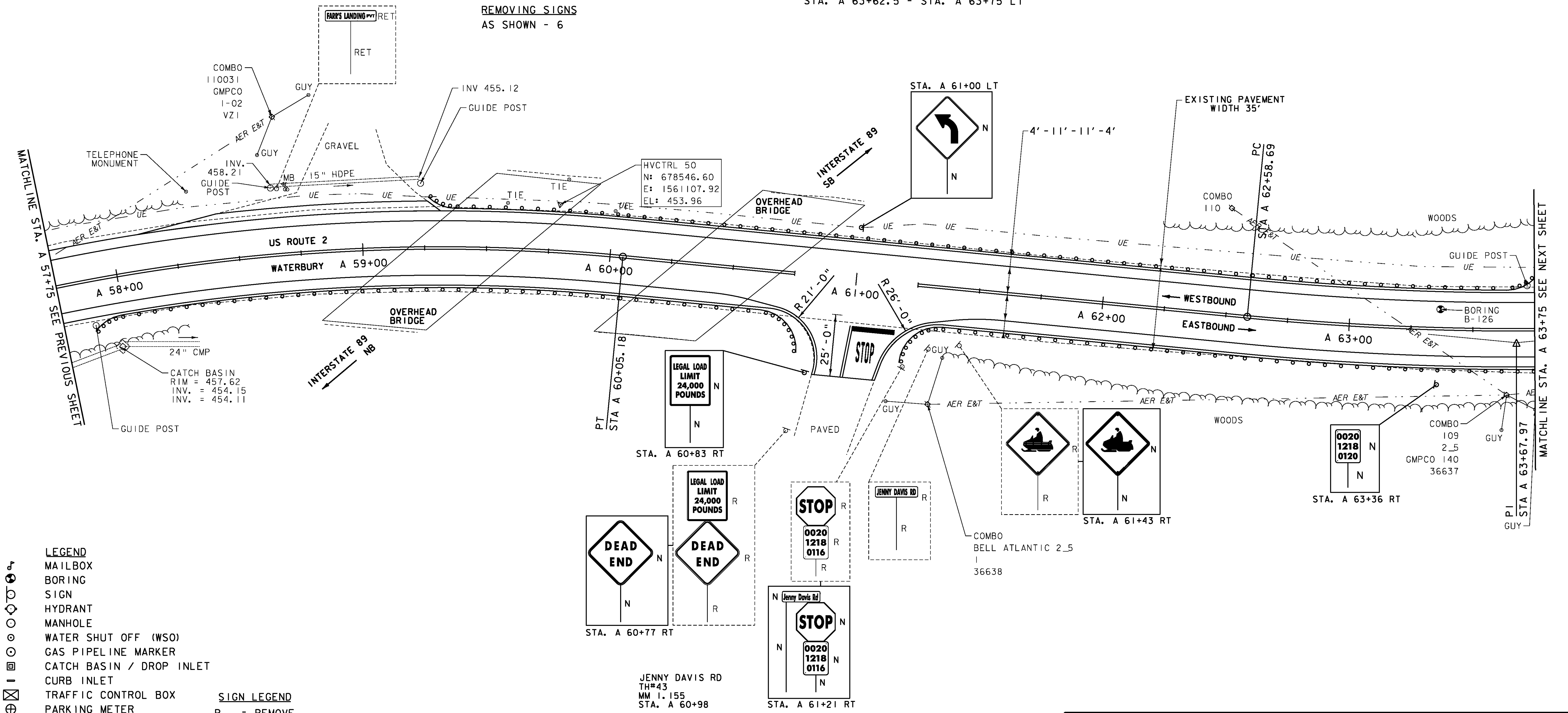
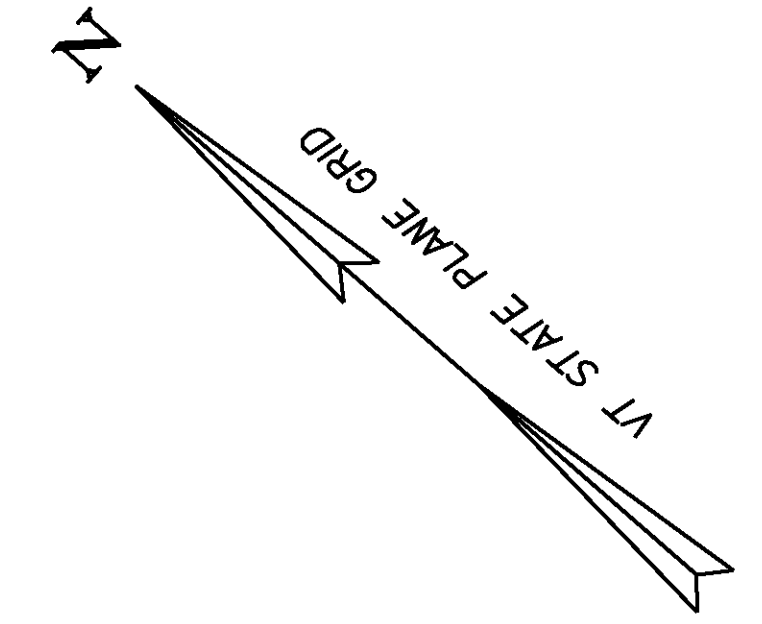
TEMPORARY LETTER OR SYMBOL, PAINT  
 STA. A 61+06 RT "STOP"

REMOVING SIGNS  
 AS SHOWN - 6

REMOVE AND RESET GUARDRAIL  
 STA. A 58+00 - STA. A 60+62.5 RT  
 STA. A 59+37.5 - STA. A 63+62.5 LT  
 STA. A 61+37.5 - STA. A 63+75 RT

STEEL BEAM GUARDRAIL, GALVANIZED W/8 FEET POSTS  
 STA. A 57+87.5 - STA. A 58+00 RT  
 STA. A 59+25 - STA. A 59+37.5 LT  
 STA. A 60+62.5 - STA. A 60+78.5 RT  
 STA. A 61+20.25 - STA. A 61+37.5 RT  
 STA. A 63+62.5 - STA. A 63+75 LT

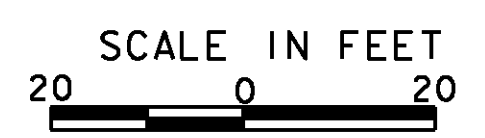
REMOVAL AND DISPOSAL OF GUARDRAIL  
 STA. A 57+87.5 - STA. A 58+00 RT  
 STA. A 59+25 - STA. A 59+37.5 LT  
 STA. A 60+62.5 - STA. A 60+81 RT  
 STA. A 61+23 - STA. A 61+37.5 RT  
 STA. A 63+62.5 - STA. A 63+75 LT



- LEGEND**
- MAILBOX
  - BORING
  - SIGN
  - HYDRANT
  - MANHOLE
  - WATER SHUT OFF (WSO)
  - GAS PIPELINE MARKER
  - CATCH BASIN / DROP INLET
  - CURB INLET
  - TRAFFIC CONTROL BOX
  - PARKING METER
  - UTILITY POLE

- SIGN LEGEND**
- R = REMOVE
  - R&S = REMOVE AND SALVAGE
  - RET = RETAIN
  - S = SALVAGE
  - N = NEW
  - B-B = BACK TO BACK
  - = EXISTING
  - = NEW

**DATUM**  
 VERTICAL NAVD 88  
 HORIZONTAL NAD 83



<b>PROJECT LAYOUT SHEET 46</b>	PROJECT NAME: BOLTON - WATERBURY	PROJECT NUMBER: STP 2709 (1)
	FILE NAME: p07C172.dgn	PLOT DATE: 4/16/2013
	PROJECT LEADER: CDL	DRAWN BY: JBG/BMB
	DESIGNED BY: BMB	CHECKED BY: CDL
	PLOT FILE: p07C172_70.i	SHEET 70 OF 217