

DURABLE 4 INCH WHITE LINE (SEE OPTION ITEMS)  
 STA. A 11+25 - STA. A 16+75 (SOLID LT & RT)

DURABLE 4 INCH YELLOW LINE (SEE OPTION ITEMS)  
 STA. A 11+25 - STA. A 12+50 (SOLID LT & RT)  
 STA. A 12+50 - STA. A 16+75 (SOLID LT, DASHED RT)

SPECIAL PROVISION (CAP CURB DROP INLET)  
 STA. A 14+20 LT

TEMPORARY 4 INCH WHITE LINE, PAINT  
 STA. A 11+25 - STA. A 16+75 (SOLID LT & RT)

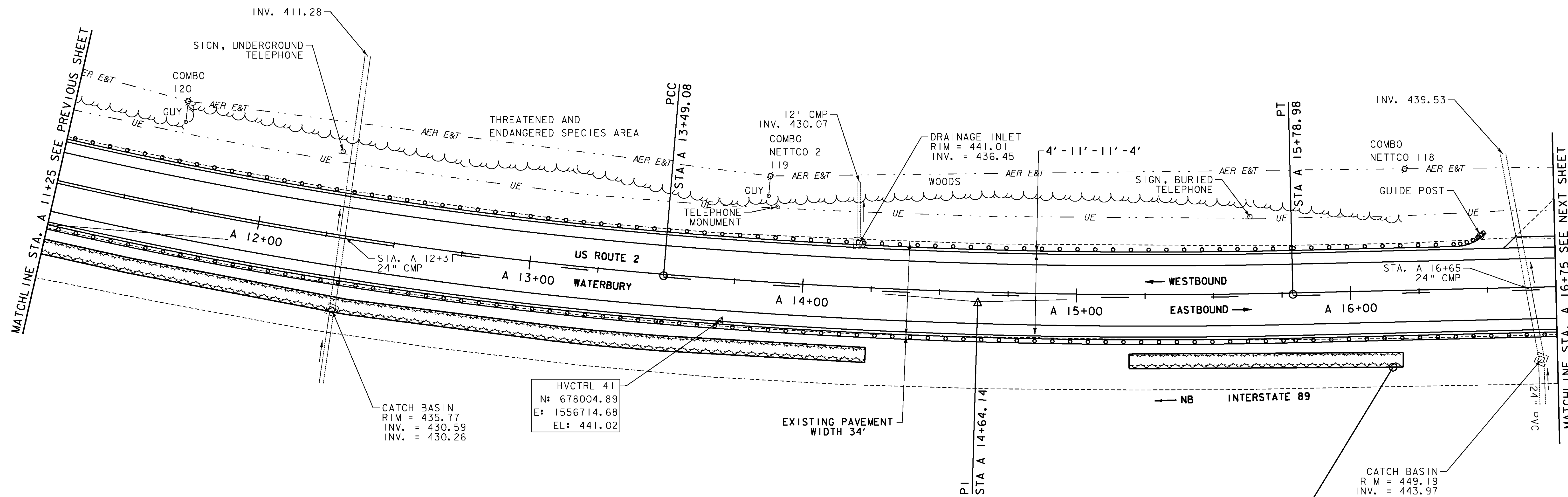
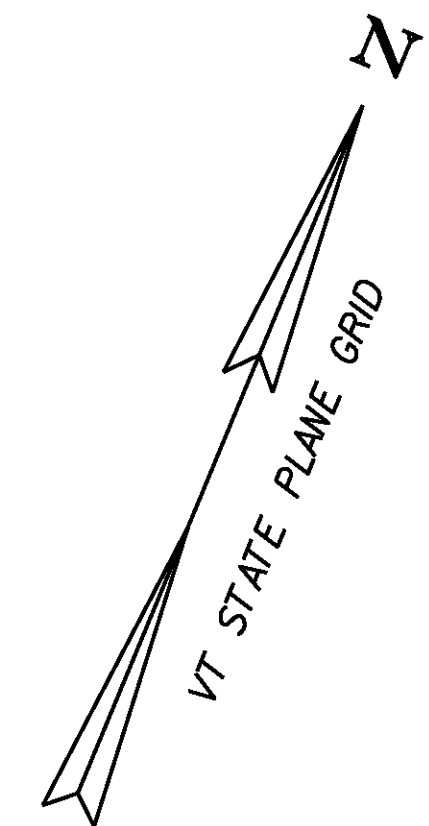
TEMPORARY 4 INCH YELLOW LINE, PAINT  
 STA. A 11+25 - STA. A 12+50 (SOLID LT & RT)  
 STA. A 12+50 - STA. A 16+75 (SOLID LT, DASHED RT)

REMOVE AND RESET GUARDRAIL  
 STA. A 11+25 - STA. A 16+37.5 LT

REMOVE AND RESET GUARDRAIL (DOUBLE-SIDED)  
 STA. A 11+25 - STA. A 16+75 RT

STEEL BEAM GUARDRAIL, GALVANIZED W/8 FEET POSTS  
 STA. A 16+37.5 - STA. A 16+50 LT

REMOVAL AND DISPOSAL OF GUARDRAIL  
 STA. A 16+37.5 - STA. A 16+50 LT



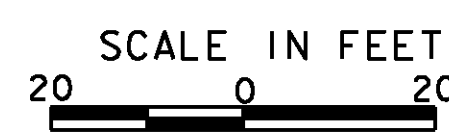
- LEGEND**
- MAILBOX
  - BORING
  - SIGN
  - HYDRANT
  - MANHOLE
  - WATER SHUT OFF (WSO)
  - GAS PIPELINE MARKER
  - CATCH BASIN / DROP INLET
  - CURB INLET
  - TRAFFIC CONTROL BOX
  - PARKING METER
  - UTILITY POLE

THREATENED AND  
 ENDANGERED SPECIES AREA

- SIGN LEGEND**
- R = REMOVE
  - R&S = REMOVE AND SALVAGE
  - RET = RETAIN
  - S = SALVAGE
  - N = NEW
  - B-B = BACK TO BACK
  - = EXISTING
  - = NEW

**DATUM**  
 VERTICAL NAVD 88  
 HORIZONTAL NAD 83

CONTRACTOR TO INSTALL TREE PROTECTION FENCE AROUND EXISTING TREE SCREENING PLANTING BEDS OR AS DIRECTED BY THE RESIDENT ENGINEER (TYP.).  
 PAY ITEM 656.85 "TREE PROTECTION"



<b>PROJECT LAYOUT SHEET 38</b>	PROJECT NAME: BOLTON - WATERBURY	PROJECT NUMBER: STP 2709 (1)
	FILE NAME: p07C172.dgn	PLOT DATE: 4/16/2013
	DESIGNED BY: BMB	CHECKED BY: CDL
	PLOT FILE: p07C172_62.i	SHEET 62 OF 217