

DURABLE 4 INCH WHITE LINE (SEE OPTION ITEMS)  
 STA. 258+25 - STA. 263+75 (SOLID LT & RT)

TEMPORARY 4 INCH WHITE LINE, PAINT  
 STA. 258+25 - STA. 263+75 (SOLID LT & RT)

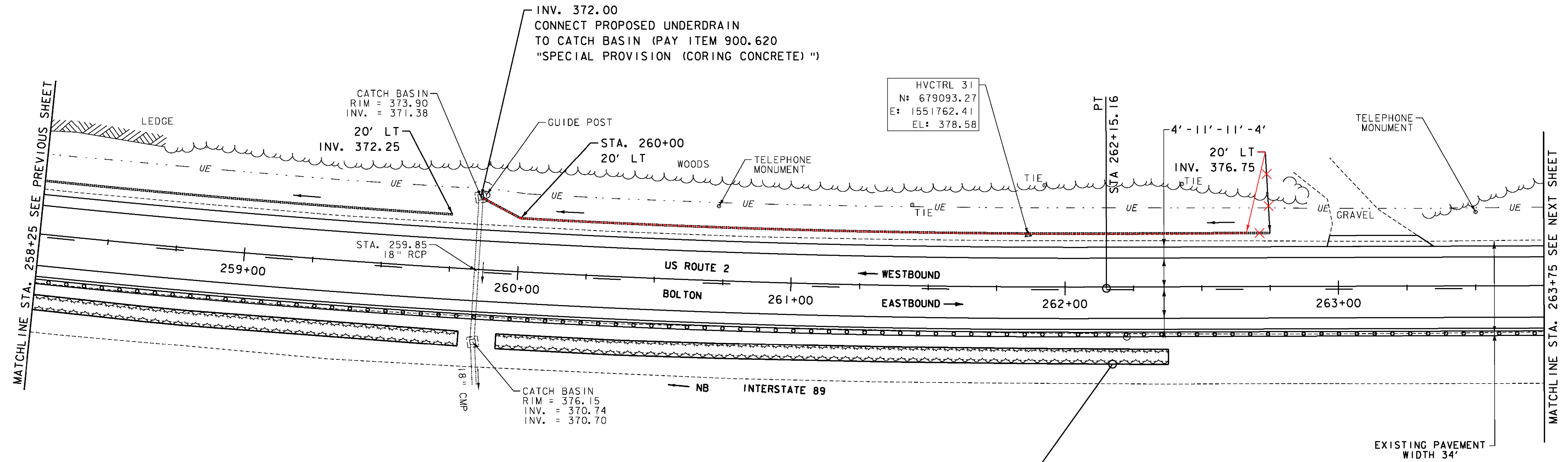
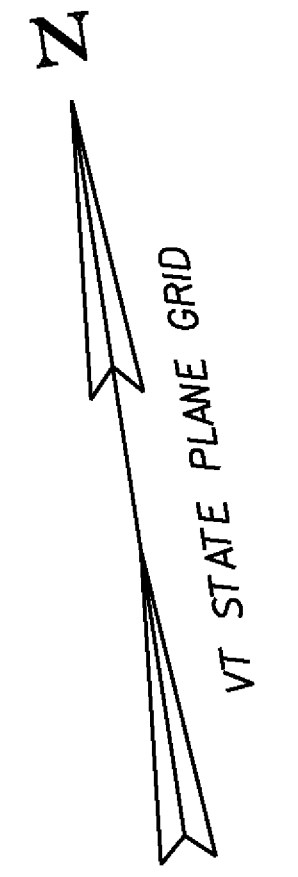
6 INCH UNDERDRAIN PIPE  
 STA. 258+25 - STA. 259+75 LT 259+72 LT  
 STA. 259+85 - STA. 262+75 LT 262+65 LT

DURABLE 4 INCH YELLOW LINE (SEE OPTION ITEMS)  
 STA. 258+25 - STA. 263+75 (SOLID LT, DASHED RT)

TEMPORARY 4 INCH YELLOW LINE, PAINT  
 STA. 258+25 - STA. 263+75 (SOLID LT, DASHED RT)

SPECIAL PROVISION (CORING CONCRETE)  
 STA. 259+85 LT

REMOVE AND RESET GUARDRAIL (DOUBLE-SIDED)  
 STA. 258+25 - STA. 263+75 RT

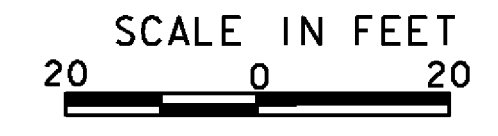


CONTRACTOR TO INSTALL TREE PROTECTION FENCE AROUND EXISTING TREE SCREENING PLANTING BEDS OR AS DIRECTED BY THE RESIDENT ENGINEER (TYP.).  
 PAY ITEM 656.85 "TREE PROTECTION"

- LEGEND**
- MAILBOX
  - BORING
  - SIGN
  - HYDRANT
  - MANHOLE
  - WATER SHUT OFF (WSO)
  - GAS PIPELINE MARKER
  - CATCH BASIN / DROP INLET
  - CURB INLET
  - TRAFFIC CONTROL BOX
  - PARKING METER
  - UTILITY POLE

- SIGN LEGEND**
- R = REMOVE
  - R&S = REMOVE AND SALVAGE
  - RET = RETAIN
  - S = SALVAGE
  - N = NEW
  - B-B = BACK TO BACK
  - = EXISTING
  - = NEW

DATUM  
 VERTICAL NAVD 88  
 HORIZONTAL NAD 83



<b>PROJECT LAYOUT SHEET 29</b>	PROJECT NAME: BOLTON - WATERBURY
	PROJECT NUMBER: STP 2709 (1)
	FILE NAME: p07C172.dgn
	PLOT DATE: 4/16/2013
PROJECT LEADER: CDL	DRAWN BY: JBG/BMB
DESIGNED BY: BMB	CHECKED BY: CDL
PLOT FILE: p07C172_53.i	SHEET 53 OF 217