

CURVE #15  
 DELTA = 47°16'38"  
 D = 8°48'53" (1) D = 7°38'22" (2)  
 R = 650.00' (1) R = 750.00' (2)  
 T = 299.64' (1) T = 320.06' (2)  
 L = 226.89' (1) L = 357.06' (2)  
 E = 65.74'  
 BANKING 0.073 FT/FT, 0.069 FT/FT  
 DESIGN SPEED 40 MPH  
 SEE SUPERELEVATION DIAGRAMS  
 FOR MORE INFORMATION

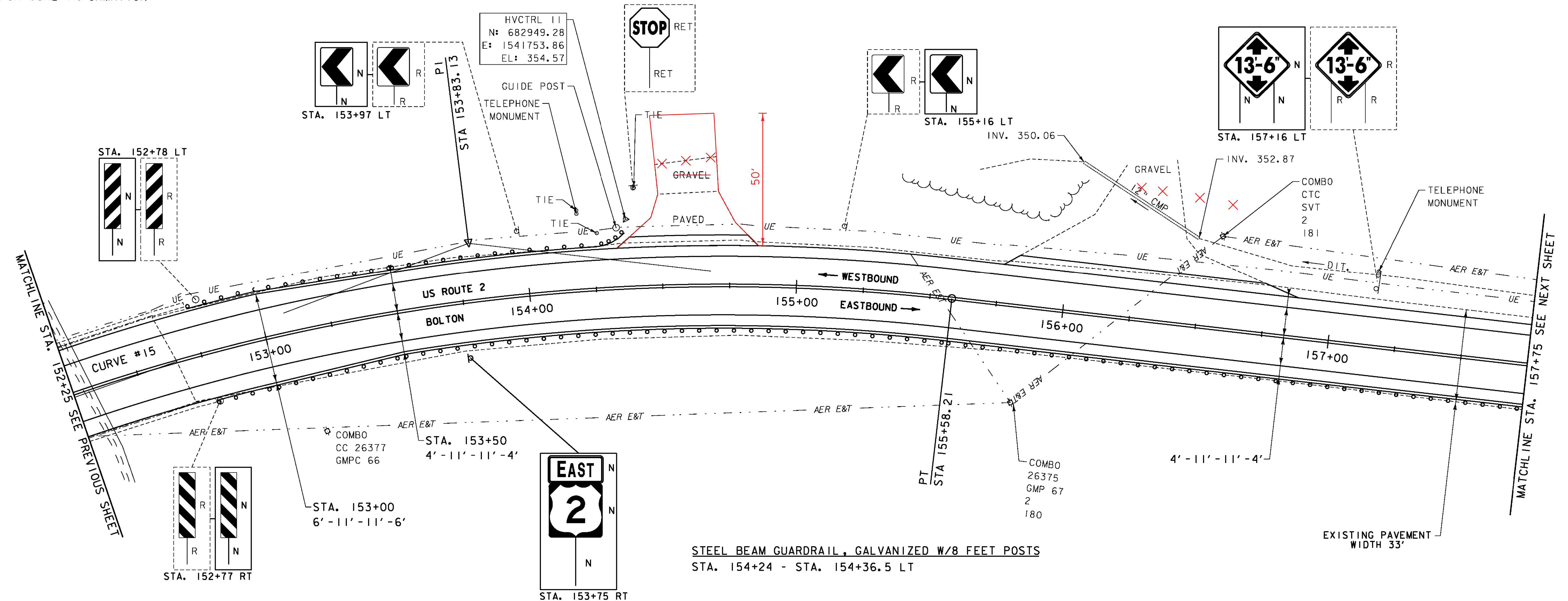
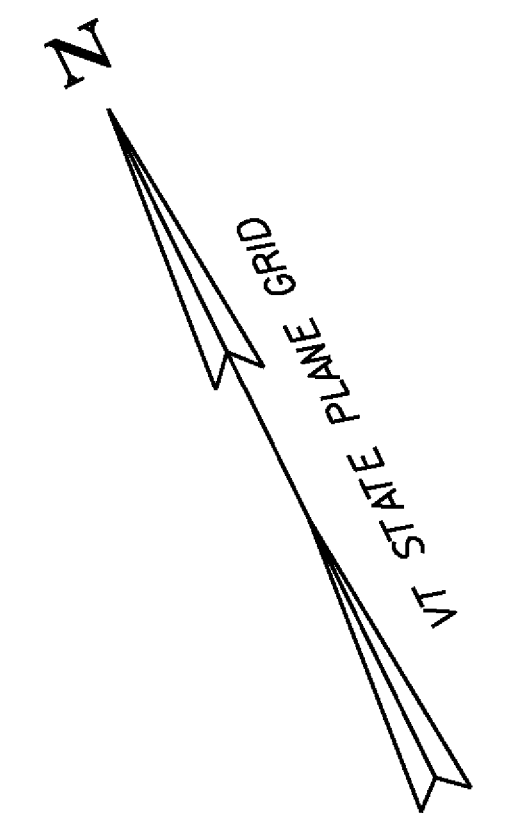
DURABLE 4 INCH WHITE LINE (SEE OPTION ITEMS)  
 STA. 152+25 - STA. 157+75 (SOLID LT & RT)

DURABLE 4 INCH YELLOW LINE (SEE OPTION ITEMS)  
 STA. 152+25 - STA. 157+75 (SOLID LT & RT)

TEMPORARY 4 INCH WHITE LINE, PAINT  
 STA. 152+25 - STA. 157+75 (SOLID LT & RT)

TEMPORARY 4 INCH YELLOW LINE, PAINT  
 STA. 152+25 - STA. 157+75 (SOLID LT & RT)

REMOVING SIGNS  
 AS SHOWN - 5

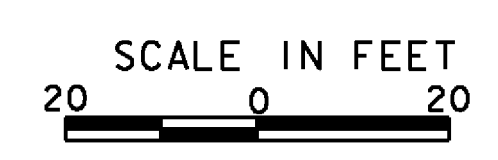


- LEGEND**
- MAILBOX
  - BORING
  - SIGN
  - HYDRANT
  - MANHOLE
  - WATER SHUT OFF (WSO)
  - GAS PIPELINE MARKER
  - CATCH BASIN / DROP INLET
  - CURB INLET
  - TRAFFIC CONTROL BOX
  - PARKING METER
  - UTILITY POLE

- SIGN LEGEND**
- R = REMOVE
  - R&S = REMOVE AND SALVAGE
  - RET = RETAIN
  - S = SALVAGE
  - N = NEW
  - B-B = BACK TO BACK
  - = EXISTING
  - = NEW

- STEEL BEAM GUARDRAIL, GALVANIZED W/8 FEET POSTS**  
 STA. 154+24 - STA. 154+36.5 LT
- REMOVE AND RESET GUARDRAIL**  
 STA. 152+99 - STA. 154+24 LT  
 STA. 153+01.25 - STA. 157+75 RT
- HD STEEL BEAM GUARDRAIL, GALVANIZED W/8 FEET POSTS**  
 STA. 152+74 - STA. 152+99 LT  
 STA. 152+76.25 - STA. 153+01.25 RT
- REMOVAL AND DISPOSAL OF GUARDRAIL**  
 STA. 152+74 - STA. 152+99 LT  
 STA. 154+24 - STA. 154+36.5 LT  
 STA. 152+76.25 - STA. 153+01.25 RT  
 STA. 153+01.25 - STA. 163+01.25 RT

**DATUM**  
 VERTICAL NAVD 88  
 HORIZONTAL NAD 83



|                                |                                  |                      |
|--------------------------------|----------------------------------|----------------------|
| <b>PROJECT LAYOUT SHEET 11</b> | PROJECT NAME: BOLTON - WATERBURY | PLOT DATE: 4/16/2013 |
|                                | PROJECT NUMBER: STP 2709 (1)     | DRAWN BY: JBG/BMB    |
|                                | FILE NAME: p07C172.dgn           | CHECKED BY: CDL      |
|                                | DESIGNED BY: BMB                 | SHEET 35 OF 217      |