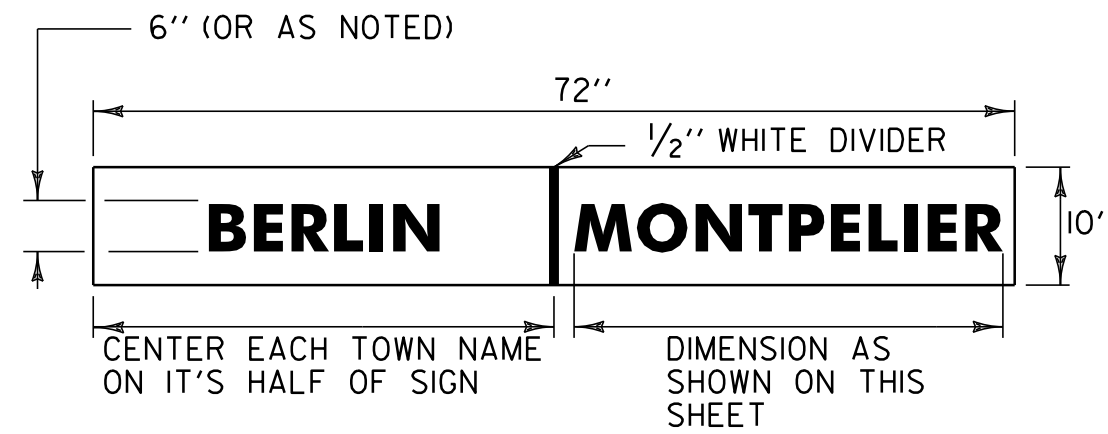


TEXT	SERIES	DIMENSIONS
BRATTLEBORO	B	32.50
GUILFORD	C	31.78
VERNON	C	25.79

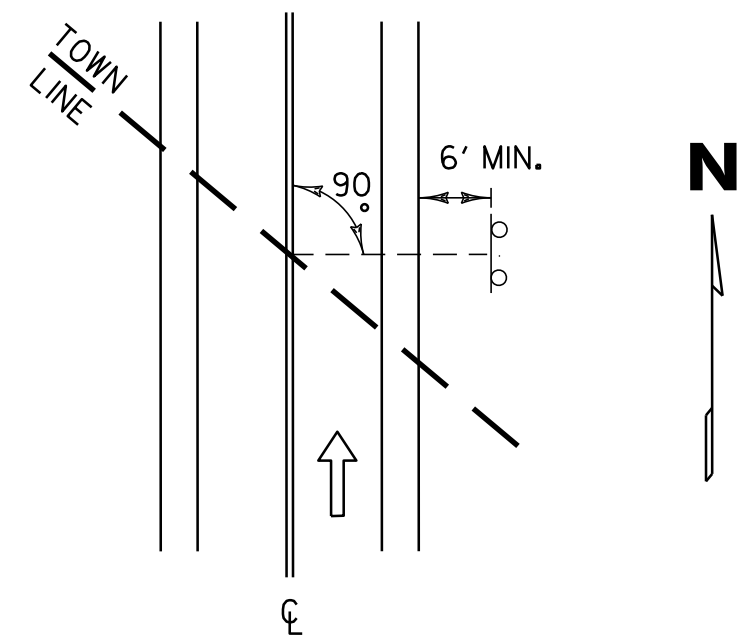
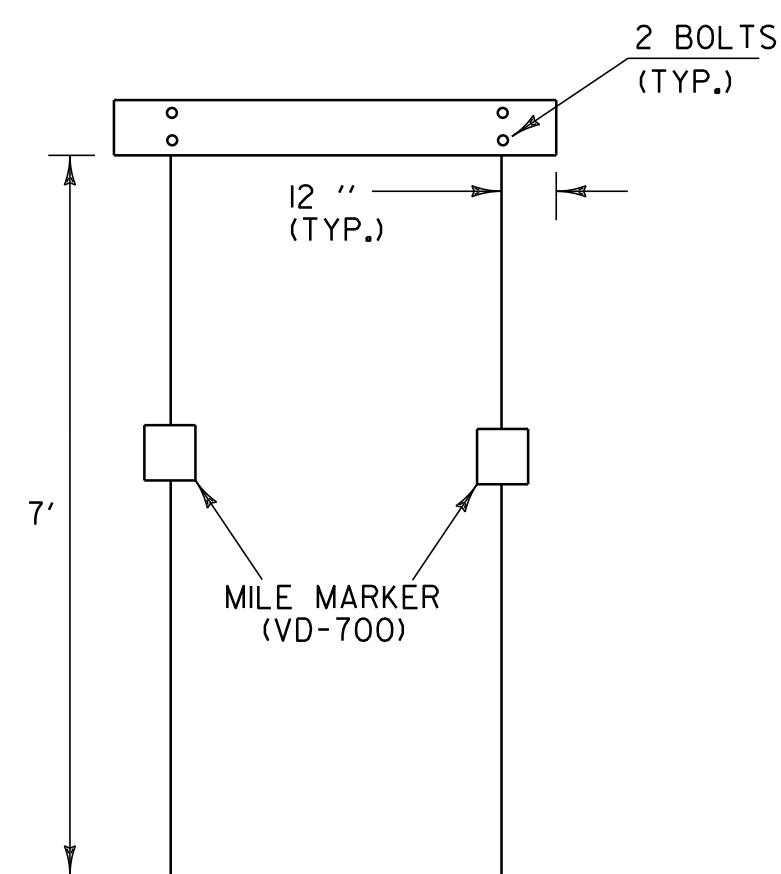
COUNTY NAMES

TEXT	SERIES	DIMENSIONS
ADDISON CO.	B	32.50
BENNINGTON CO.	B (5'')	32.50
CALEDONIA CO.	B (5'')	32.50
CHITTENDEN CO.	B (5'')	32.50
ESSEX CO.	C	32.50
FRANKLIN CO.	B (5'')	32.50
GRAND ISLE CO.	B (5'')	32.50
LAMOILLE CO.	B (5'')	32.50
ORANGE CO.	B	32.50
ORLEANS CO.	B	32.50
RUTLAND CO.	B	32.50
WASHINGTON CO.	B (5'')	32.50
WINDHAM CO.	B	32.50
WINDSOR CO.	B	32.50



NOTES:

- WORD TO WORD SPACING FOR MULTIPLE TEXT TOWN NAMES IS ADJUSTABLE TO ACCOMMODATE DIMENSION REQUIREMENTS.
- DIMENSIONS SHOWN ARE APPROXIMATE AND MAY BE ADJUSTED SLIGHTLY TO ACCOMMODATE VARIOUS MANUFACTURER'S LETTER WIDTHS.
- ALL DIMENSIONS ARE IN INCHES EXCEPT WHERE NOTED

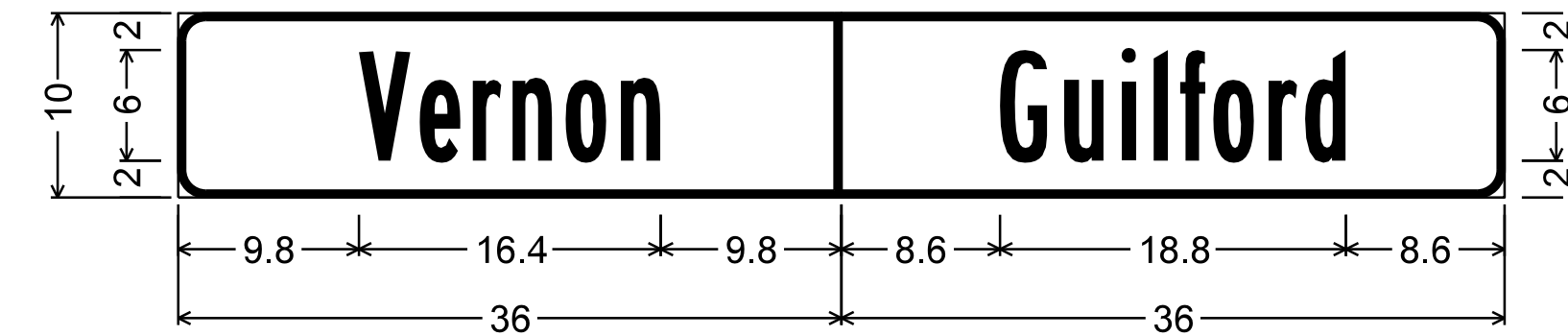


THE SIGN SHALL BE MOUNTED PARALLEL WITH THE ROADWAY, NORMALLY ON RIGHT SIDE TRAVELING WEST TO EAST OR SOUTH TO NORTH.

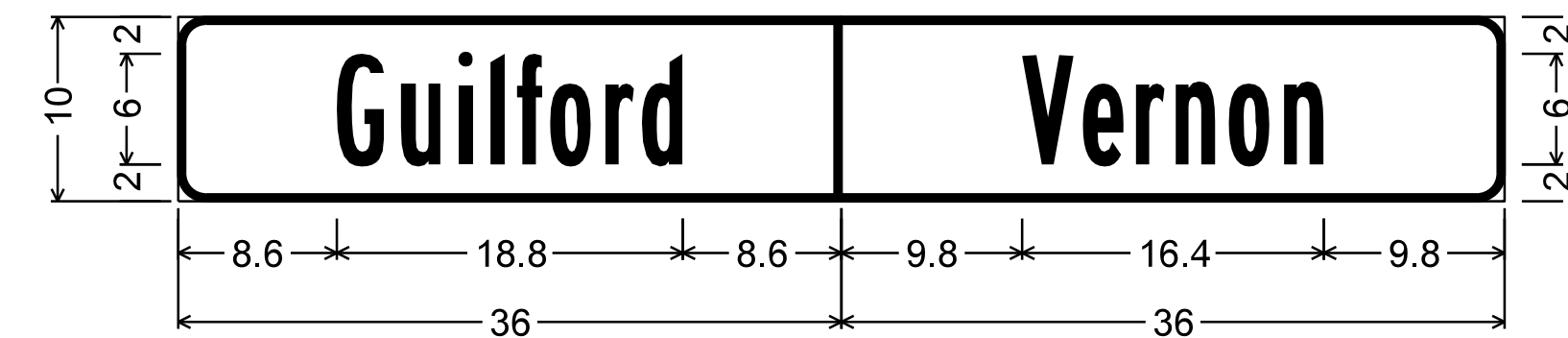
WHEN CROSSING COUNTY BOUNDRIES AN ADDITIONAL COUNTY LINE SIGN SHALL BE MOUNTED BELOW THE TOWN LINE SIGN MAINTAINING A SEVEN FOOT CLEARANCE.

GENERAL NOTES:

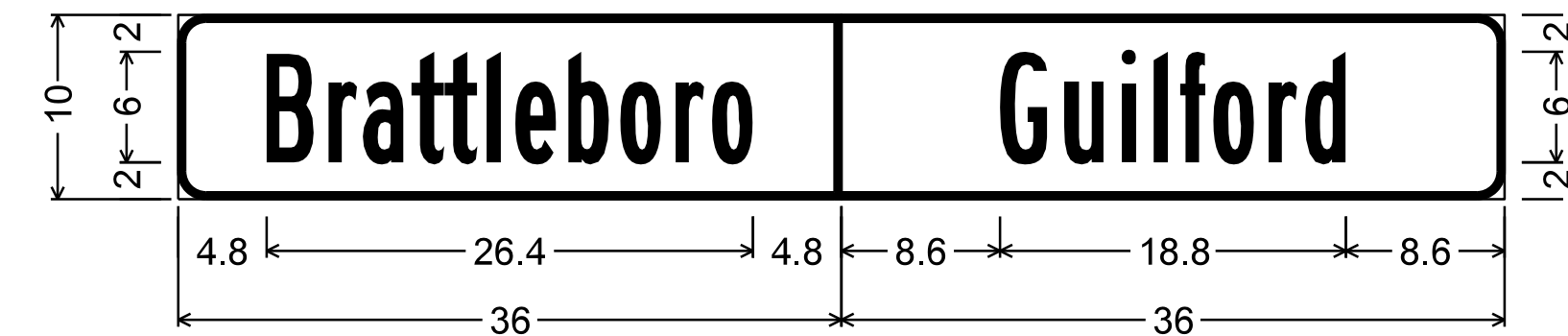
- THE SIGN BASE MATERIAL SHALL BE HIGH DENSITY OVERLAID PLYWOOD 5/8 INCH THICK OR ALUMINUM SHEETING 0.125" MINIMUM THICKNESS. THE RETROREFLECTIVE MATERIAL SHALL BE SHEETING APPLIED TO THE ENTIRE BACKGROUND OF THE SIGN. THE LEGEND SHALL BE CUT-OUT RETROREFLECTIVE LEGEND. ALL RETROREFLECTIVE MATERIAL SHALL BE EQUAL TO OR EXCEEDING THE "THE AMERICAN SOCIETY OF TESTING AND MATERIALS" (ASTM) TYPE III.
- SIGNS SHALL HAVE A RETROREFLECTIVE WHITE LEGEND ON A RETROREFLECTIVE GREEN BACKGROUND.
- LEGEND SHALL CONFORM WITH THE STANDARD ALPHABETS FOR HIGHWAY SIGNS APPROVED BY THE NATIONAL JOINT COMMITTEE ON UNIFORM TRAFFIC CONTROL DEVICES.
- ALL SIGNS SHALL BE IN ACCORDANCE WITH "THE MANUAL ON UNIFORM TRAFFIC CONTROL DEVICES" (MUTCD) AND THE "STANDARD HIGHWAY SIGNS" BOOK (SHS) PUBLISHED BY THE FEDERAL HIGHWAY ADMINISTRATION (FHWA).



1.5" Radius, 0.4" Border, White on Green;
[Vernon] B 2K;
1.5" Radius, 0.4" Border, White on Green;
[Guilford] B 2K;



1.5" Radius, 0.4" Border, White on Green;
[Guilford] B 2K;
1.5" Radius, 0.4" Border, White on Green;
[Vernon] B 2K;



1.5" Radius, 0.4" Border, White on Green;
[Brattleboro] B 2K;
1.5" Radius, 0.4" Border, White on Green;
[Guilford] B 2K;

TOWN LINE SIGN DETAIL SHEET

PROJECT NAME: GUILFORD-BRATTLEBORO
PROJECT NUMBER: STP 2707(I)

FILE NAME: /pave/07cl66/pcl66
PROJECT LEADER: PTS
DESIGNED BY: NULL
IPARM FILE NAME: 07Cl66.95
PLOT DATE: 29-JAN-2013 11:43
DRAWN BY: WWG
CHECKED BY: PTS
SHEET 96 OF 97