



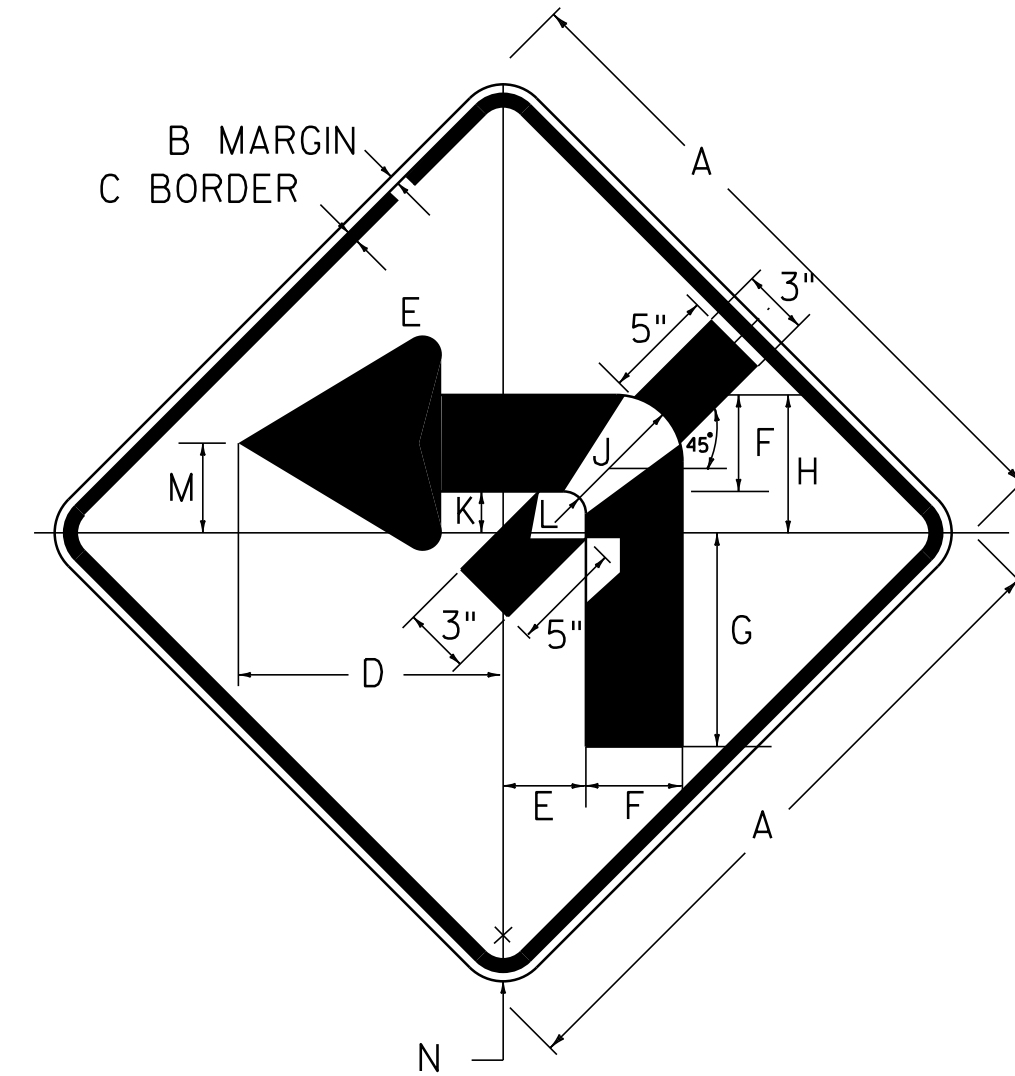
1.5" Radius, 0.6" Border, 0.4" Indent, Black on White;  
 [SPEED] E 2K;  
 [LIMIT] E 2K; [35] E 2K;

**R2-1**



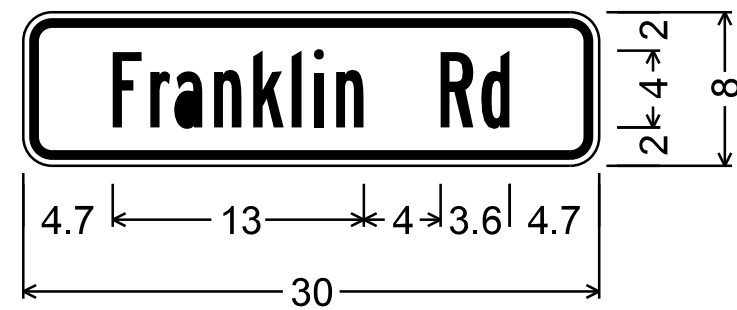
1.5" Radius, 0.6" Border, 0.4" Indent, Black on White;  
 [SPEED] E 2K;  
 [LIMIT] E 2K; [40] E 2K;

**R2-1**



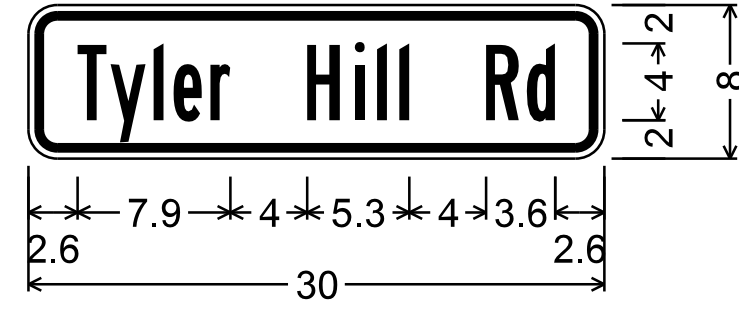
**W1-1Me**

SIGN	DIMENSIONS ( INCHES )												
	A	B	C	D	E	F	G	H	J	K	L	M	N
MIN.	24	3/8	5/8	9 5/8	3	3 1/2	7 3/4	5	2 1/2	1 1/2	1 3/16	3 1/4	1 1/2
STD.	30	1/2	3/4	12	3 3/4	4 3/8	9 1/16	6 1/4	3	1 7/8	1	4 1/16	1 7/8



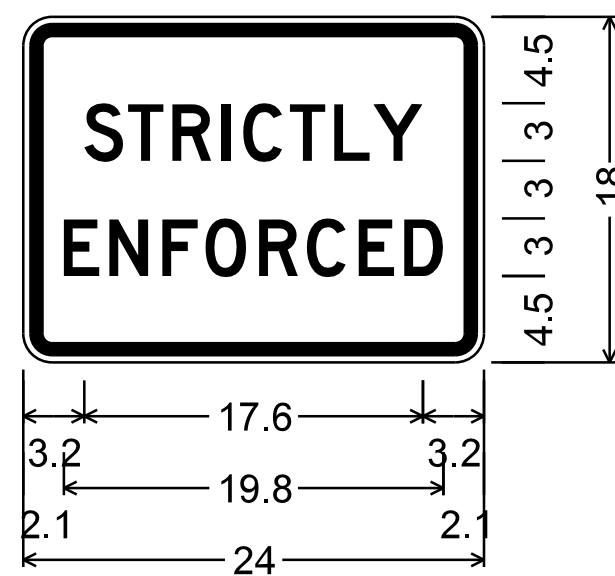
1.5" Radius, 0.4" Border, 0.4" Indent, Black on Yellow;  
 [Franklin Rd] B 2K;

**W16-8p**



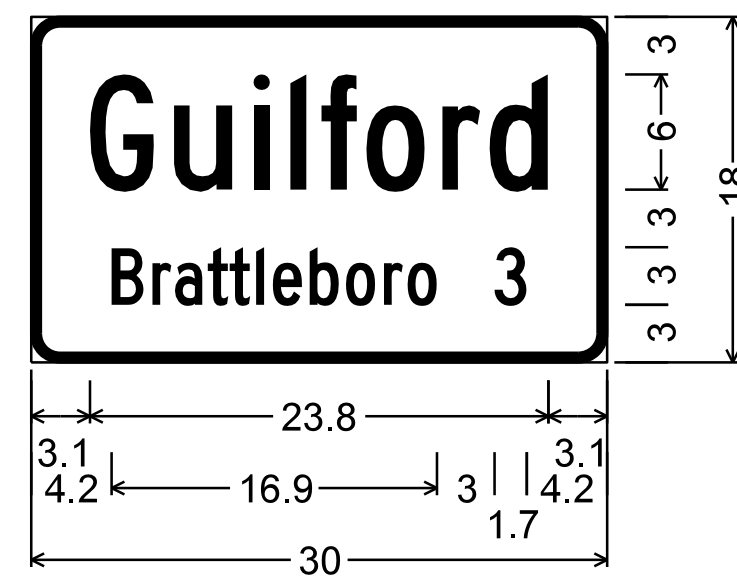
1.5" Radius, 0.4" Border, 0.4" Indent, Black on Yellow;  
 [Tyler Hill Rd] B 2K;

**W16-8p**

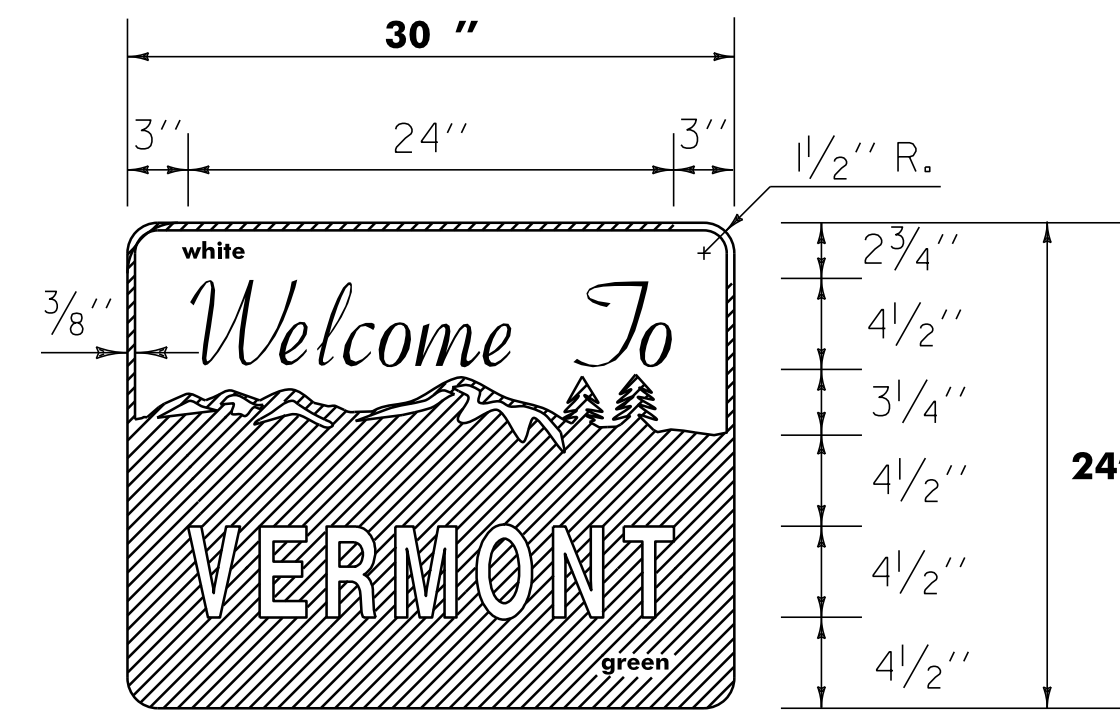


1.5" Radius, 0.6" Border, 0.4" Indent, Black on White;  
 [STRICTLY] D 2K;  
 [ENFORCED] D 2K;

**VR-655P**



1.5" Radius, 0.5" Border, White on Green;  
 [Guilford] C 2K;  
 [Brattleboro 3] C 2K;

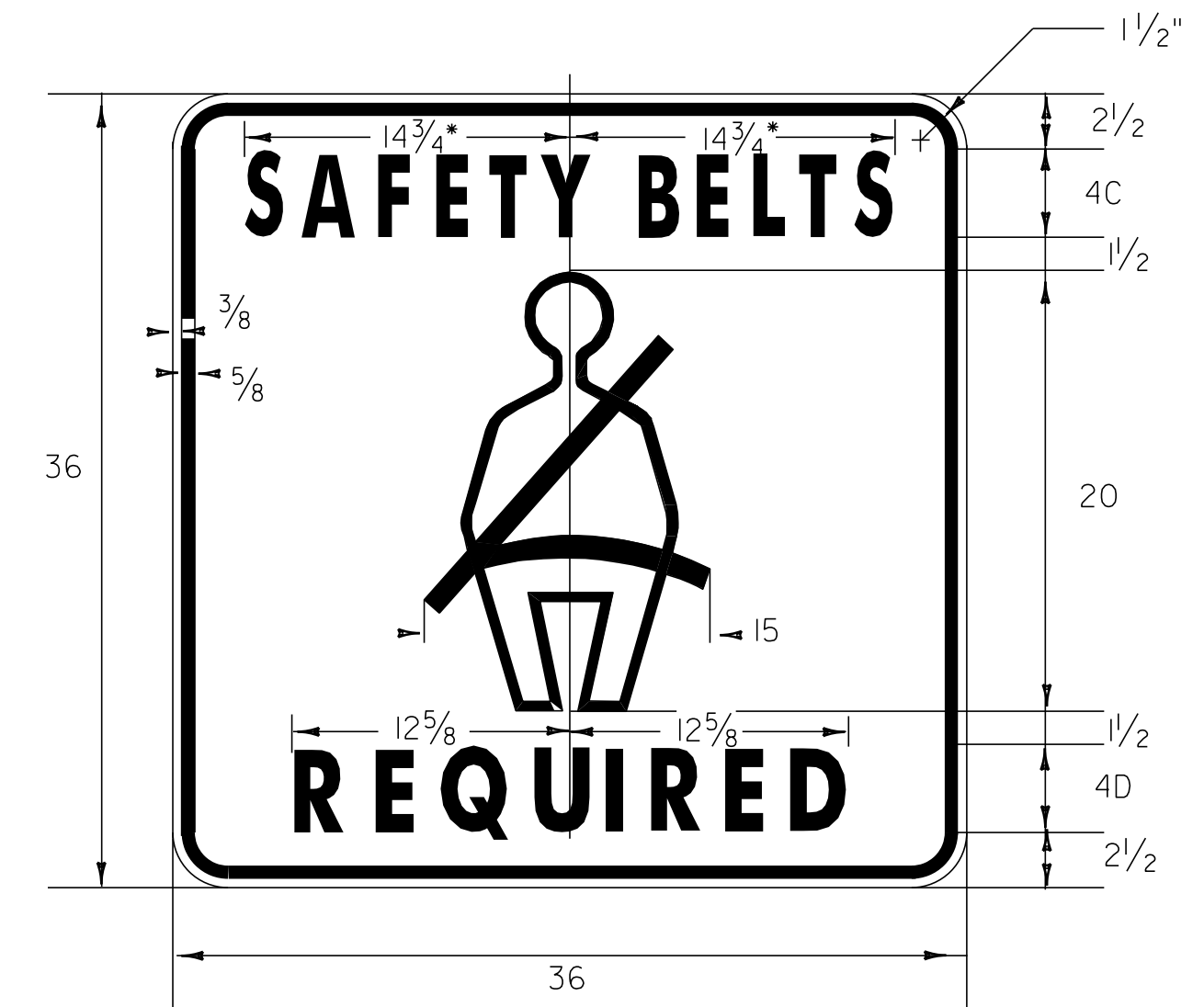


**VD-421**

**NOTE**  
 FOR THE WORDS "WELCOME TO" USE GERBER FONT MURRAY HILL BOLD OR EQUIVALENT. TEXT COLOR IS GREEN. ALL OTHER TEXT USE GERBER FONT SOUVENIR DEMIBOLD OR EQUIVALENT. TEXT COLOR IS WHITE.



NOT TO SCALE



**VR-128**

\*REDUCE SPACING 50%

**SIGN DETAIL SHEET 1**

PROJECT NAME:	GUILFORD-BRATTLEBORO	FILE NAME:	/pave/07cl66/pcl66	PLOT DATE:	29-JAN-2013 11:42
PROJECT NUMBER:	STP 2707(1)	PROJECT LEADER:	PTS	DRAWN BY:	HJD
		DESIGNED BY:	PTS	CHECKED BY:	NLL
		IPARM FILE NAME:	07CI66.93	SHEET	93 OF 97