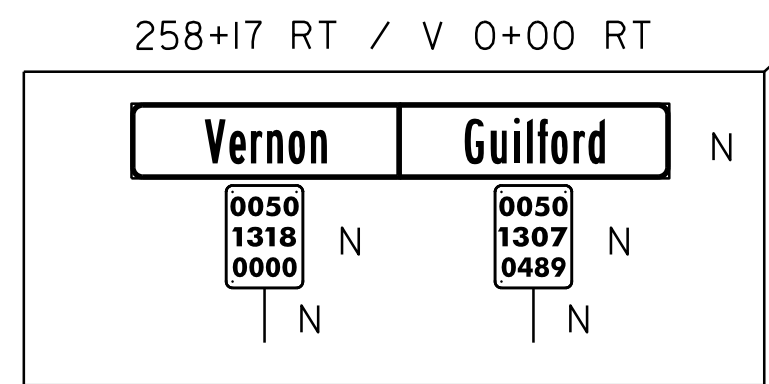

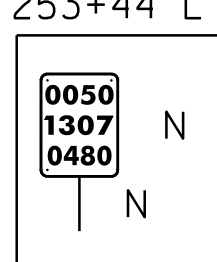
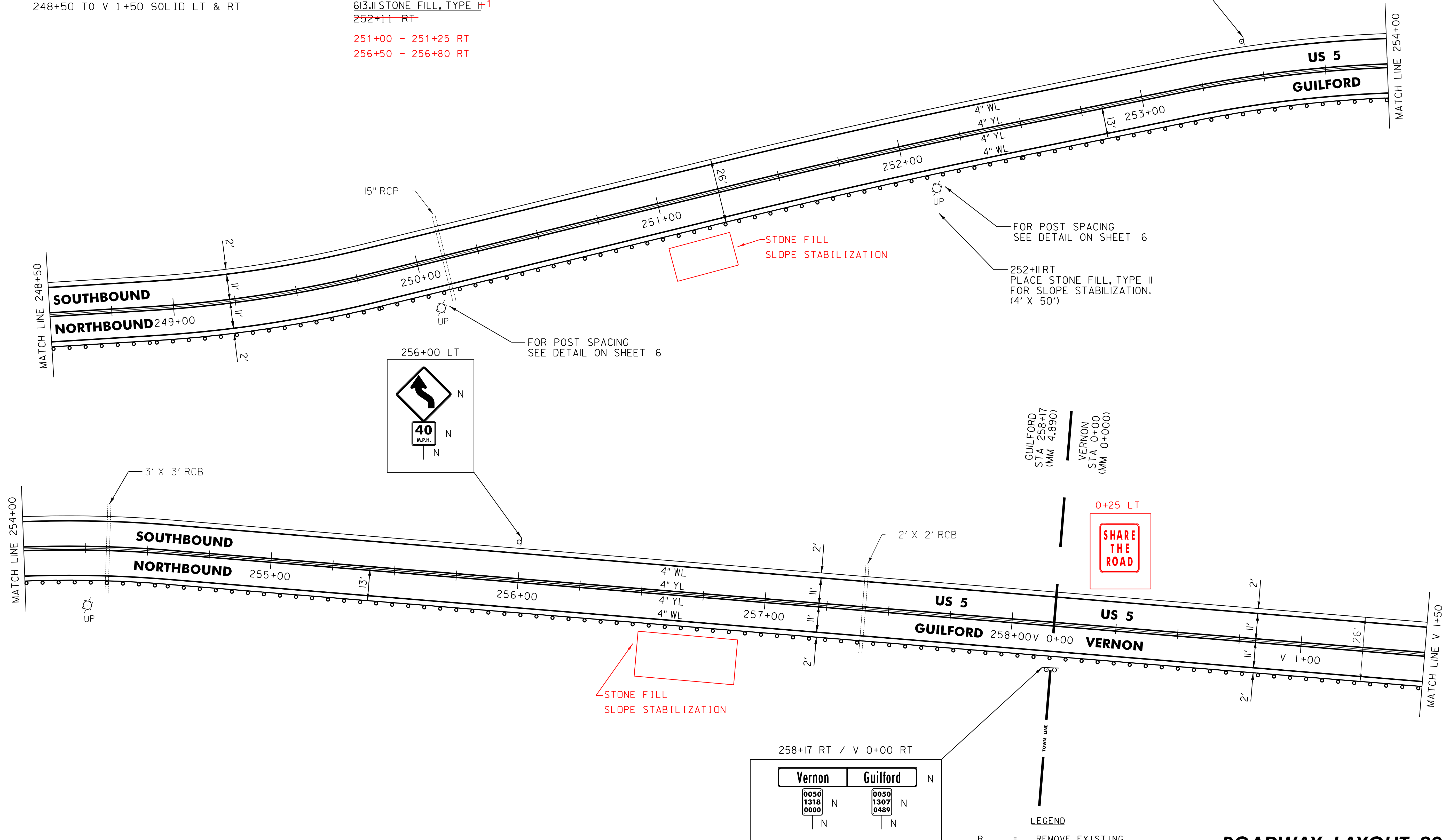


646.602 TEMPORARY 4" WHITE LINE, PAINT
 646.402 DURABLE 4" WHITE LINE, THERMOPLASTIC
 248+50 TO V 1+50 SOLID LT
 248+50 TO V 1+50 SOLID RT

646.612 TEMPORARY 4" YELLOW LINE, PAINT
 646.412 DURABLE 4" YELLOW LINE, THERMOPLASTIC
 248+50 TO V 1+50 SOLID LT & RT

621.205 STEEL BEAM GUARDRAIL
 GALVANIZED W/8' POSTS
 248+50 TO V 1+50 RT
 1+37.5
 621.80 REMOVAL AND DISPOSAL OF GUARDRAIL
 248+50 TO V 1+50 RT
 613.11 STONE FILL, TYPE II-1
 252+11 RT
 251+00 - 251+25 RT
 256+50 - 256+80 RT



- LEGEND**
- R = REMOVE EXISTING
 - S = SALVAGE
 - R&S = REMOVE AND SALVAGE
 - N = NEW
 - RET = RETAIN
 - B-B = BACK TO BACK
 - = EXISTING GUARDRAIL
 - = PROPOSED GUARDRAIL
 - YL = YELLOW LINE
 - WL = WHITE LINE
 - = DELINEATOR

ROADWAY LAYOUT 29	
PROJECT NAME: GUILFORD-BRATTLEBORO	PROJECT NUMBER: STP 2707(1)
FILE NAME: /pave/07cl66/pcl66	PLOT DATE: 29-JAN-2013 11:41
PROJECT LEADER: PTS	DRAWN BY: WWG
DESIGNED BY: NLL	CHECKED BY: NLL/PTS
IPARM FILE NAME: 07Cl66_48	SHEET 48 OF 97

NOT TO SCALE