

646.602 TEMPORARY 4" WHITE LINE, PAINT
 646.402 DURABLE 4" WHITE LINE, THERMOPLASTIC
 227+00 TO 238+00 SOLID LT
 227+00 TO 238+00 SOLID RT

646.612 TEMPORARY 4" YELLOW LINE, PAINT
 646.412 DURABLE 4" YELLOW LINE, THERMOPLASTIC
 227+00 TO 231+55 SOLID LT & RT
 231+55 TO 237+60 DASHED LT, SOLID RT
 237+60 TO 238+00 SOLID LT & RT

621.205 STEEL BEAM GUARDRAIL
 GALVANIZED W/8' POSTS
 237+73.5 TO 238+00 RT

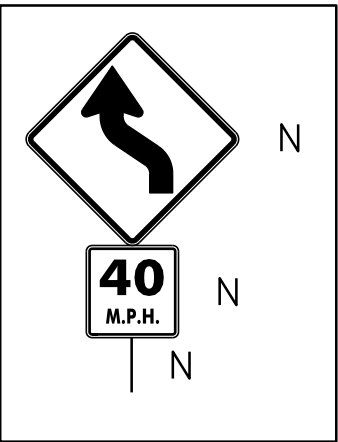
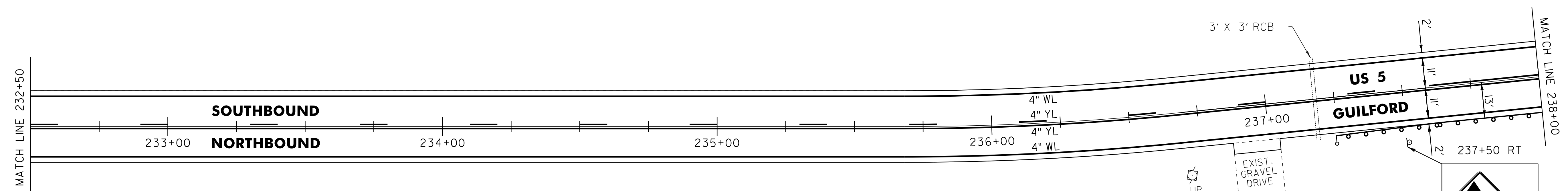
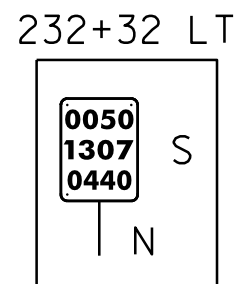
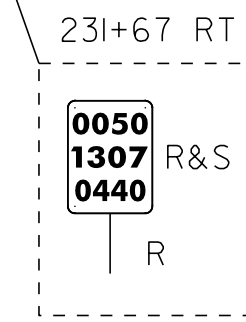
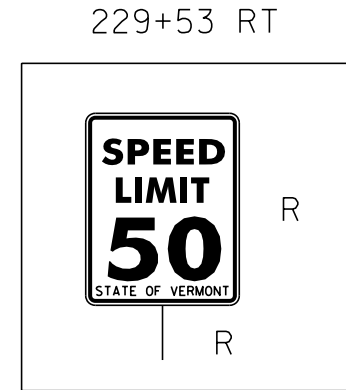

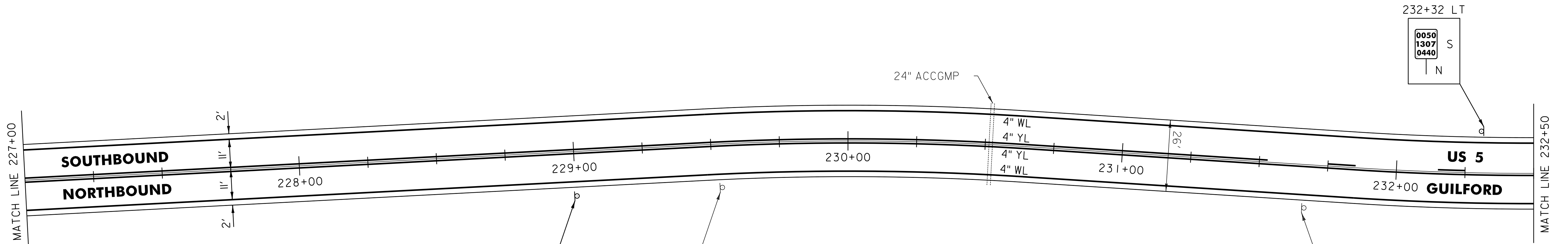
621.51 MANUFACTURED
 TERMINAL SECTION, TANGENT
 237+23.5 TO 237+73.5 RT

621.80 REMOVAL AND DISPOSAL OF GUARDRAIL
 237+24 TO 238+00 RT

900.620 SPECIAL PROVISION
 (DELINEATOR WITH STEEL POST)
 237+23.5 RT

675.50 REMOVING SIGNS
 AS SHOWN - 2

675.60 ERECTING SALVAGED SIGNS
 AS SHOWN - 1



LEGEND

- R = REMOVE EXISTING
- S = SALVAGE
- R&S = REMOVE AND SALVAGE
- N = NEW
- RET = RETAIN
- B-B = BACK TO BACK
- o-b = EXISTING GUARDRAIL
- o-b = PROPOSED GUARDRAIL
- YL = YELLOW LINE
- WL = WHITE LINE
- o = DELINEATOR

ROADWAY LAYOUT 27

PROJECT NAME: GUILFORD-BRATTLEBORO
 PROJECT NUMBER: STP 2707(1)

FILE NAME: /pave/07cl66/pcl66
 PROJECT LEADER: PTS
 DESIGNED BY: NLL
 IPARM FILE NAME: 07Cl66_46

PLOT DATE: 29-JAN-2013 11:41
 DRAWN BY: WWG
 CHECKED BY: NLL/PTS
 SHEET 46 OF 97

NOT TO SCALE