

646.402 DURABLE 4" WHITE LINE, THERMOPLASTIC

STA. 123+55 ~ 129+00 --SOLID LT  
STA. 123+55 ~ 123+80--SOLID RT  
STA. 124+25 ~ 129+00--SOLID RT

646.412 DURABLE 4" YELLOW LINE, THERMOPLASTIC

STA. 123+55 ~ 123+80 --SOLID LT & RT  
STA. 124+20 ~ 129+00 --SOLID LT & RT

646.482 DURABLE 24" STOP BAR, THERMOPLASTIC

STA. 124+18 RT

646.492 DURABLE LETTER OR SYMBOL, THERMOPLASTIC

STA. 124+18 RT

646.602 TEMPORARY 4" WHITE LINE, PAINT

STA. 123+55 ~ 129+00 --SOLID LT  
STA. 123+55 ~ 123+80--SOLID RT  
STA. 124+25 ~ 129+00--SOLID RT

646.612 TEMPORARY 4" YELLOW LINE, PAINT

STA. 123+55 ~ 123+80 --SOLID LT & RT  
STA. 124+20 ~ 129+00 --SOLID LT & RT

646.682 TEMPORARY 24" STOP BAR, THERMOPLASTIC

STA. 124+18 RT

646.692 TEMPORARY LETTER OR SYMBOL, THERMOPLASTIC

STA. 124+18 RT

621.20 STEEL BEAM GUARDRAIL, GALVANIZED

STA. 123+55 LT  
STA. 123+55 RT

621.60 ANCHOR FOR STEEL BEAM RAIL

STA. 123+55 LT ~ 123+67 LT  
STA. 123+55 RT ~ 123+67 RT

621.80 REMOVAL & DISPOSAL OF GUARDRAIL

STA. 123+55 LT ~ 123+67 LT  
STA. 123+55 RT ~ 123+67 RT

616.47 BITUMINOUS CONCRETE GUTTERS & TRAFFIC ISLANDS

STA. 124+45 ~ 129+00 LT  
STA. 124+45 ~ 129+00 RT

**BEGIN PROJECT  
STA 123+55 RT  
MM 2.339**

BRIDGE #8  
3 SPAN DECK PLATE GIRDER  
STA. 122+47  
MM 2.319

EXISTING BRIDGE RAIL (RETAIN)

EXISTING BRIDGE RAIL (RETAIN)

PERKINSVILLE  
SPRINGFIELD 6

RET

RET

PVILLE  
SPRNGFD 6

STA 129+00

PAVED GUTTER

PAVED GUTTER

MATCHLINE--SEE NEXT SHEET

117+00 118+00 119+00 120+00 121+00 122+00 123+00 124+00 125+00 126+00 127+00 128+00

675.50 REMOVING SIGNS

AS SHOWN-4

675.60 ERECTING SALVAGED SIGNS

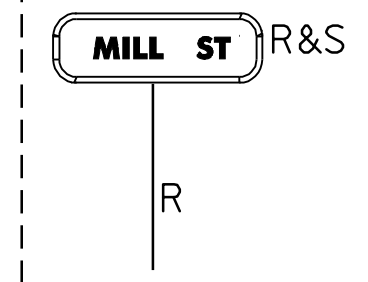
AS SHOWN-1

516.10 BRIDGE EXPANSION JOINT,

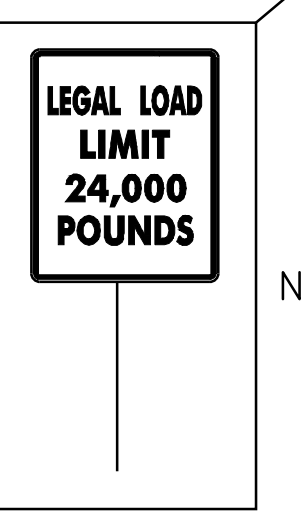

ASPHALTIC PLUG

STA. 123+55 LT-RT


STA 123+55 RT



STA 123+55 RT





STA 123+55 RT



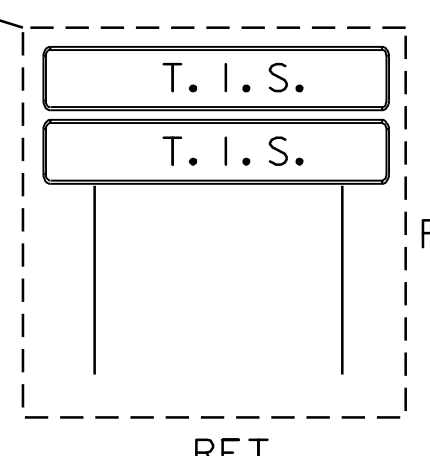
MILL ST.  
SAT. 123+82  
MM 2.345  
FLD. MSE. STA. 124+00  
MM 2.438

LIMIT OF PAVING

STA 124+35 RT



STA 125+56 RT



SIGN LEGEND

- N = NEW
- R = REMOVE
- R&S = REMOVE & SALVAGE
- S = SALVAGE SIGN
- RET = RETAIN
- B-B = BACK TO BACK

NOT TO SCALE

**PROJECT  
LAYOUT  
SHEET 1**

PROJECT NAME: WEATHERSEIELD	FILE NAME: p07c164.dgn	PLOT DATE: 28-MAY-2010 13:4
PROJECT NUMBER: SIP_27111	PROJECT LEADER: ERD	DRAWN BY: JLB
	DESIGNED BY: JLB	CHECKED BY: JLB/LSW
		SHEET 11 OF 21