
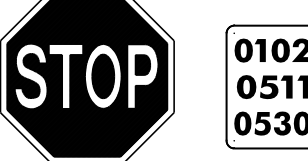








KILOMETER MARKER, STATION, OR SIGN NUMBER	SIGN LEGEND	SIGN DIMENSIONS			NEW, SALVAGED & SIGNS TO BE REMOVED			EXISTING POSTS		675.341 SQUARE TUBE SIGN POST AND ANCHOR					REMARKS	SIGN DETAIL		
		EACH	WIDTH (in)	HEIGHT (in)	675.20 TRAFFIC SIGNS, TYPE A	675.50 REMOVING SIGNS	675.60 ERECTING SALVAGED SIGNS	RETAIN	SALVAGE	NO. OF POSTS	SQUARE STEEL (in)			ANCHORS		PLUMBING	DETAIL ON SHEET NUMBER	STD. SHEET NUMBER
											1.75	2.0	2.5					

MM 5.296 LT TH 5		1	36	36	4.50					2		X		2			RI-2
MM 5.303 LT TH 5		1	30/6	30/10	6.25/0.42	1				1		X		1			RI-1/ VD-700 (MOUNTED BACK TO BACK)
MM 5.830 LT TH 3		1	30/6	30/10	6.25/0.42	2		1		1		X		1			SALVAGE STREET SIGN RI-1/ VD-700 (MOUNTED BACK TO BACK)
MM 5.830 LT TH 3		1	24	30	5.00	1				1		X		1			VR-017
MM 7.137 LT TH 4		1	30/6	30/10	6.25/0.42	2		1		1		X		1			SALVAGE STREET SIGN RI-1/ VD-700 (MOUNTED BACK TO BACK)
MM 7.137 LT TH 4		1	24	30	5.00	1				1		X		1			VR-017
MM 7.375 LT TH 4		1	30/6	30/10	6.25/0.42	2		1		1		X		1			SALVAGE STREET SIGN RI-1/ VD-700 (MOUNTED BACK TO BACK)
MM 7.375 LT TH 4		1	24	30	5.00	1				1		X		1			VR-017

FINAL POST LENGTHS ARE TO BE DETERMINED IN THE FIELD. POST SIZES ARE COMPUTED BASED ON INFORMATION FURNISHED ON THE STANDARD SHEET AND THE VTRANS SIGN POST DESIGN GUIDELINE.					SF	EA	EA		FT	FT	FT	TRAFFIC SIGN SUMMARY SHEET #3	PROJECT NAME: GUILDHALL-MAIDSTONE	
TOTALS					46.18	13	3			135	135			PROJECT NUMBER: STP 2706 (I)
												FILE NAME: ...07C162\...07C162.dgn		
												PLOT DATE: 31-OCT-2011 10:43		
												DRAWN BY: PAVT MGMT		
												DESIGNED BY: PAVT MGMT		
												CHECKED BY: PAVT MGMT		
												IPARM FILE NAME: 07C162_13.1		
												SHEET 13 OF 18		