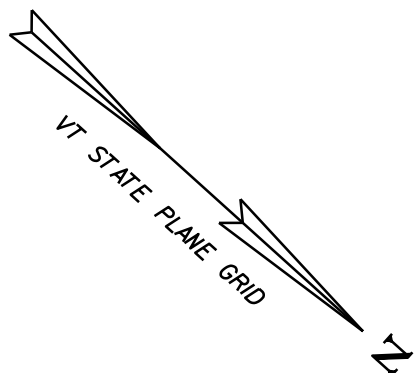


DURABLE 4 INCH WHITE LINE (SEE OPTION ITEMS)
 STA. 334+50 - STA. 349+75 (SOLID LT & RT)

DURABLE 4 INCH YELLOW LINE (SEE OPTION ITEMS)
 STA. 334+50 - STA. 349+75 (SOLID LT & RT, CENTERLINE)

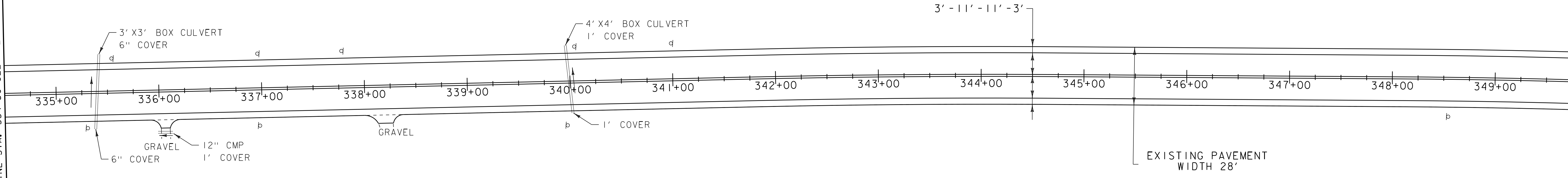
TEMPORARY 4 INCH WHITE LINE, PAINT
 STA. 334+50 - STA. 349+75 (SOLID LT & RT)

TEMPORARY 4 INCH YELLOW LINE, PAINT
 STA. 334+50 - STA. 349+75 (SOLID LT & RT, CENTERLINE)



MATCHLINE STA. 334+50 SEE PREVIOUS SHEET

MATCHLINE STA. 349+75 - SEE BELOW

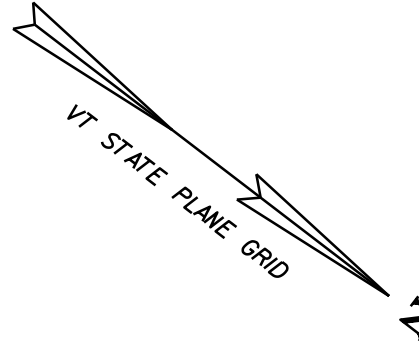


DURABLE 4 INCH WHITE LINE (SEE OPTION ITEMS)
 STA. 349+75 - STA. 363+26.40 (SOLID LT & RT)
 (WITH BREAKS AT TOWN ROADS)
 STA. 359+00 RT (EDGE LINES TH #21)

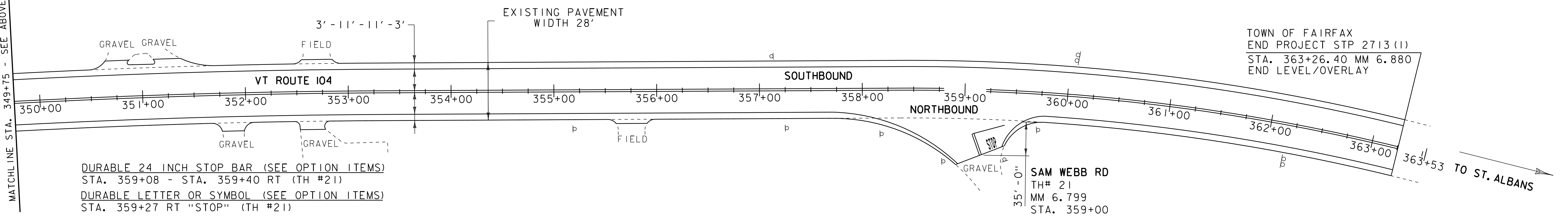
DURABLE 4 INCH YELLOW LINE (SEE OPTION ITEMS)
 STA. 349+75 - STA. 363+26.40 (SOLID LT & RT, CENTERLINE)
 (WITH BREAKS AT TOWN ROADS)
 STA. 359+00 RT (CENTERLINE TH #21)

TEMPORARY 4 INCH WHITE LINE, PAINT
 STA. 349+75 - STA. 363+26.40 (SOLID LT & RT)
 (WITH BREAKS AT TOWN ROADS)
 STA. 359+00 RT (EDGE LINES TH #21)

TEMPORARY 4 INCH YELLOW LINE, PAINT
 STA. 349+75 - STA. 363+26.40 (SOLID LT & RT, CENTERLINE)
 (WITH BREAKS AT TOWN ROADS)
 STA. 359+00 RT (CENTERLINE TH #21)



MATCHLINE STA. 349+75 - SEE ABOVE



DURABLE 24 INCH STOP BAR (SEE OPTION ITEMS)
 STA. 359+08 - STA. 359+40 RT (TH #21)

DURABLE LETTER OR SYMBOL (SEE OPTION ITEMS)
 STA. 359+27 RT "STOP" (TH #21)

TEMPORARY 24 INCH STOP BAR, PAINT
 STA. 359+08 - STA. 359+40 RT (TH #21)

TEMPORARY LETTER OR SYMBOL, PAINT
 STA. 359+27 RT "STOP" (TH #21)

- LEGEND**
- MAILBOX
 - UTILITY POLE
 - HYDRANT
 - MANHOLE
 - WATER VALVE
 - CATCH BASIN / DROP INLET
 - SIGN

DATUM	
VERTICAL	N/A
HORIZONTAL	N/A

NOT TO SCALE

PROJECT LAYOUT SHEET 16	PROJECT NAME: CAMBRIDGE - FAIRFAX
	PROJECT NUMBER: STP 2713(I)
	FILE NAME: p07B182.dgn
	PLOT DATE: 29-DEC-2014 13:46
DESIGNED BY: SJL	CHECKED BY: EPD
PLOT FILE: p07B182_34.i	SHEET 34 OF 36