

ADJUST ELEVATION OF VALVE BOX
 STA. 309+59 RT STA. 309+65 RT
 (TO BE ADJUSTED BY OTHERS)

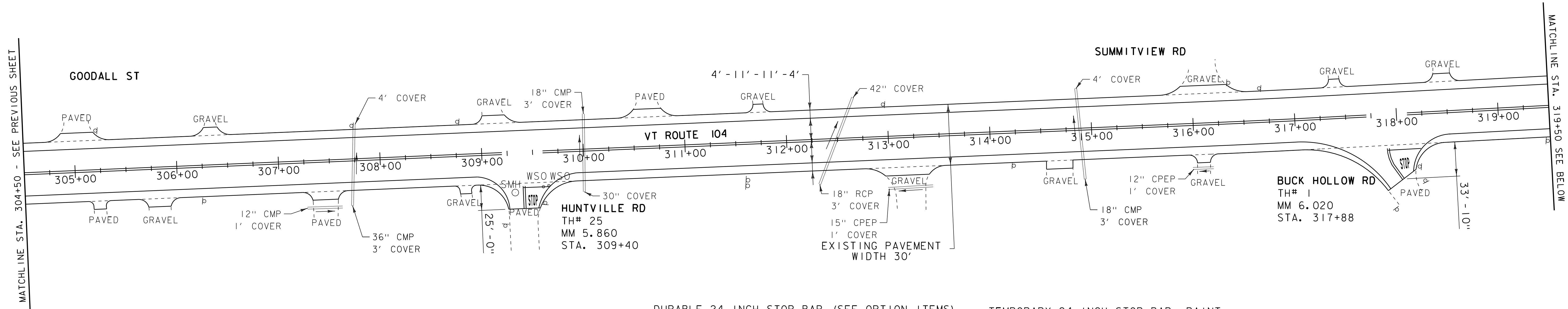
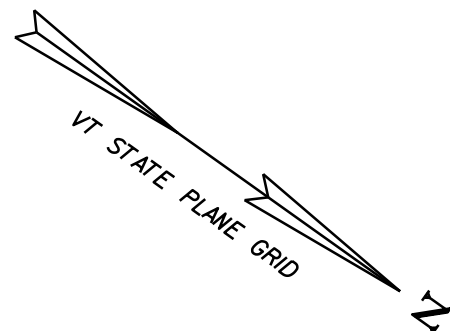
CHANGING ELEVATION OF SEWER MANHOLES
 STA. 309+32 RT (TO BE ADJUSTED BY OTHERS)

DURABLE 4 INCH WHITE LINE (SEE OPTION ITEMS)
 STA. 304+50 - STA. 319+50 (SOLID LT & RT)
 (WITH BREAKS AT TOWN ROADS)
 STA. 309+40 RT (EDGELINES TH #25)
 STA. 317+88 RT (EDGELINES TH #1)

DURABLE 4 INCH YELLOW LINE (SEE OPTION ITEMS)
 STA. 304+50 - STA. 319+50 (SOLID LT & RT, CENTERLINE)
 (WITH BREAKS AT TOWN ROADS)
 STA. 309+40 RT (CENTERLINE TH #25)
 STA. 317+88 RT (CENTERLINE TH #1)

TEMPORARY 4 INCH WHITE LINE, PAINT
 STA. 304+50 - STA. 319+50 (SOLID LT & RT)
 (WITH BREAKS AT TOWN ROADS)
 STA. 309+40 RT (EDGELINES TH #25)
 STA. 317+88 RT (EDGELINES TH #1)

TEMPORARY 4 INCH YELLOW LINE, PAINT
 STA. 304+50 - STA. 319+50 (SOLID LT & RT, CENTERLINE)
 (WITH BREAKS AT TOWN ROADS)
 STA. 309+40 RT (CENTERLINE TH #25)
 STA. 317+88 RT (CENTERLINE TH #1)



DURABLE 24 INCH STOP BAR (SEE OPTION ITEMS)
 STA. 309+40 - STA. 309+59 RT (TH #25)
 STA. 317+90 - STA. 318+22 RT (TH #1)

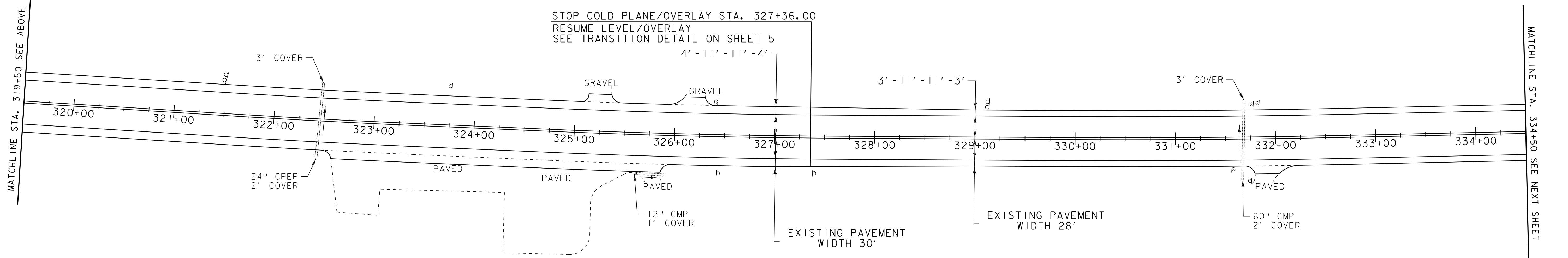
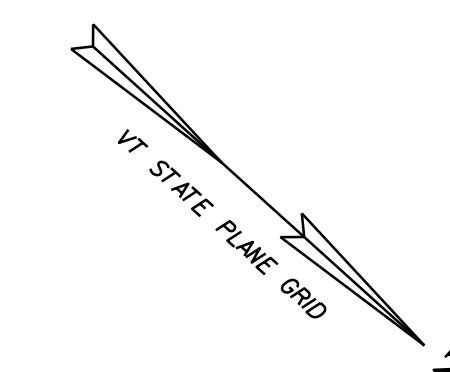
TEMPORARY 24 INCH STOP BAR, PAINT
 STA. 309+40 - STA. 309+59 RT (TH #25)
 STA. 317+90 - STA. 318+22 RT (TH #1)

DURABLE LETTER OR SYMBOL (SEE OPTION ITEMS)
 STA. 309+50 RT "STOP" (TH #25)
 STA. 318+05 RT "STOP" (TH #1)

TEMPORARY LETTER OR SYMBOL, PAINT
 STA. 309+50 RT "STOP" (TH #25)
 STA. 318+05 RT "STOP" (TH #1)

DURABLE 4 INCH WHITE LINE (SEE OPTION ITEMS)
 STA. 319+50 - STA. 334+50 (SOLID LT & RT)
 DURABLE 4 INCH YELLOW LINE (SEE OPTION ITEMS)
 STA. 319+50 - STA. 334+50 (SOLID LT & RT, CENTERLINE)

TEMPORARY 4 INCH WHITE LINE, PAINT
 STA. 319+50 - STA. 334+50 (SOLID LT & RT)
 TEMPORARY 4 INCH YELLOW LINE, PAINT
 STA. 319+50 - STA. 334+50 (SOLID LT & RT, CENTERLINE)



STOP COLD PLANE/OVERLAY STA. 327+36.00
 RESUME LEVEL/OVERLAY
 SEE TRANSITION DETAIL ON SHEET 5

- LEGEND**
- MAILBOX
 - UTILITY POLE
 - HYDRANT
 - MANHOLE
 - WATER VALVE
 - CATCH BASIN / DROP INLET
 - SIGN

DATUM	
VERTICAL	N/A
HORIZONTAL	N/A

NOT TO SCALE

PROJECT LAYOUT SHEET 15	PROJECT NAME: CAMBRIDGE - FAIRFAX
	PROJECT NUMBER: STP 2713(I)
	FILE NAME: p07B182.dgn
	PLOT DATE: 29-DEC-2014 13:46
	PROJECT LEADER: CDL
	DESIGNED BY: SJL
	PLOT FILE: p07B182_33.I
	DRAWN BY: SJL
	CHECKED BY: EPD
	SHEET 33 OF 36