

SOLID ROCK EXCAVATION
STA. 289+15 - STA. 289+22 LT

REHAB. DROP INLETS, CATCH BASINS, OR
MANHOLES, CLASS I OR CLASS II

STA. 275+82 RT STA. 285+14 RT
STA. 276+11 LT STA. 286+95 LT
STA. 283+15 LT STA. 287+09 RT
STA. 284+06 LT STA. 288+57 RT
STA. 284+91 LT

PORTLAND CEMENT
CONCRETE SIDEWALK, 5 INCH
STA. 289+15 - STA. 289+22 LT

DETECTABLE WARNING SURFACE
STA. 289+19 LT

DURABLE 4 INCH WHITE LINE (SEE OPTION ITEMS)

STA. 275+25 - STA. 278+34 (SOLID LT & RT)
STA. 282+54 - STA. 289+75 (SOLID LT & RT)
STA. 289+42 LT (EDGE LINES TH #36)

DURABLE 4 INCH YELLOW LINE (SEE OPTION ITEMS)

STA. 275+25 - STA. 278+34 (SOLID LT & RT, CENTERLINE)
STA. 282+54 - STA. 289+75 (SOLID LT & RT, CENTERLINE)
STA. 289+42 LT (CENTERLINE TH #36)

TEMPORARY 4 INCH WHITE LINE, PAINT

STA. 275+25 - STA. 278+34 (SOLID LT & RT)
STA. 282+54 - STA. 289+75 (SOLID LT & RT)
STA. 289+42 LT (EDGE LINES TH #36)

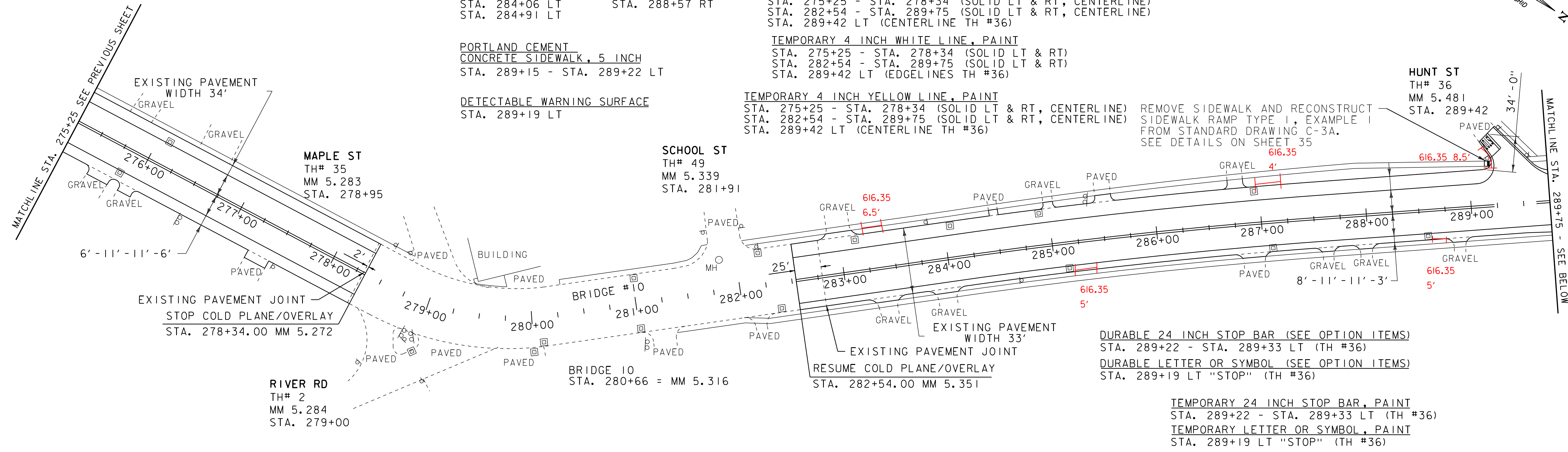
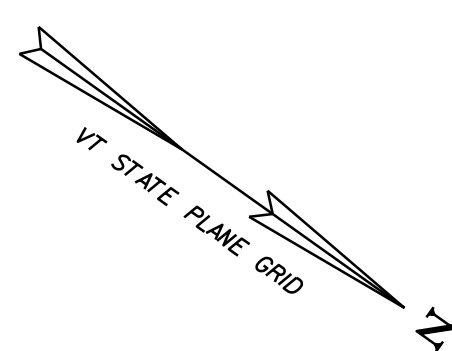
TEMPORARY 4 INCH YELLOW LINE, PAINT

STA. 275+25 - STA. 278+34 (SOLID LT & RT, CENTERLINE)
STA. 282+54 - STA. 289+75 (SOLID LT & RT, CENTERLINE)
STA. 289+42 LT (CENTERLINE TH #36)

REMOVE SIDEWALK AND RECONSTRUCT
SIDEWALK RAMP TYPE I, EXAMPLE I
FROM STANDARD DRAWING C-3A.
SEE DETAILS ON SHEET 35

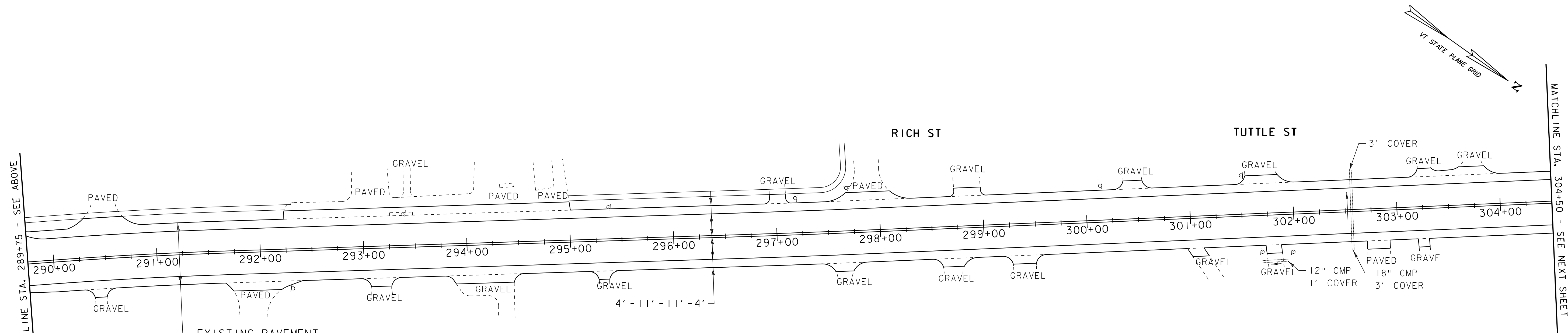
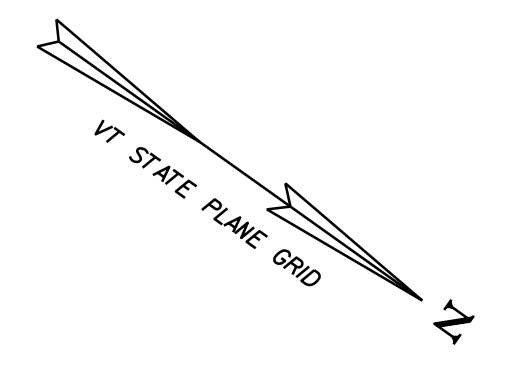
HUNT ST
TH# 36
MM 5.481
STA. 289+42

MATCHLINE STA. 289+75 - SEE BELOW



DURABLE 24 INCH STOP BAR (SEE OPTION ITEMS)
STA. 289+22 - STA. 289+33 LT (TH #36)
DURABLE LETTER OR SYMBOL (SEE OPTION ITEMS)
STA. 289+19 LT "STOP" (TH #36)

TEMPORARY 24 INCH STOP BAR, PAINT
STA. 289+22 - STA. 289+33 LT (TH #36)
TEMPORARY LETTER OR SYMBOL, PAINT
STA. 289+19 LT "STOP" (TH #36)



DURABLE 4 INCH WHITE LINE (SEE OPTION ITEMS)
STA. 289+75 - STA. 304+50 (SOLID LT & RT)

DURABLE 4 INCH YELLOW LINE (SEE OPTION ITEMS)
STA. 289+75 - STA. 304+50 (SOLID LT & RT, CENTERLINE)

TEMPORARY 4 INCH WHITE LINE, PAINT
STA. 289+75 - STA. 304+50 (SOLID LT & RT)

TEMPORARY 4 INCH YELLOW LINE, PAINT
STA. 289+75 - STA. 304+50 (SOLID LT & RT, CENTERLINE)

- LEGEND**
- MAILBOX
 - UTILITY POLE
 - HYDRANT
 - MANHOLE
 - WATER VALVE
 - CATCH BASIN / DROP INLET
 - SIGN

DATUM	
VERTICAL	N/A
HORIZONTAL	N/A

NOT TO SCALE

PROJECT LAYOUT SHEET 14	PROJECT NAME: CAMBRIDGE - FAIRFAX
	PROJECT NUMBER: STP 2713(I)
	FILE NAME: p07B182.dgn
	PLOT DATE: 29-DEC-2014 13:46
DESIGNED BY: SJL	DRAWN BY: SJL
PLOT FILE: p07B182_32.i	CHECKED BY: EPD
	SHEET 32 OF 36