

REHAB. DROP INLETS, CATCH BASINS, OR
MANHOLES, CLASS I OR CLASS II

STA. 249+65 LT
STA. 252+06 LT
STA. 253+70 LT
STA. 255+78 LT

STEEL BEAM GUARDRAIL, GALVANIZED
STA. 253+70 - STA. 259+57.5 RT

ANCHOR FOR STEEL BEAM RAIL

STA. 253+70 RT
STA. 259+57.5 RT

REMOVAL AND DISPOSAL OF GUARDRAIL
STA. 253+70 - STA. 259+45 RT

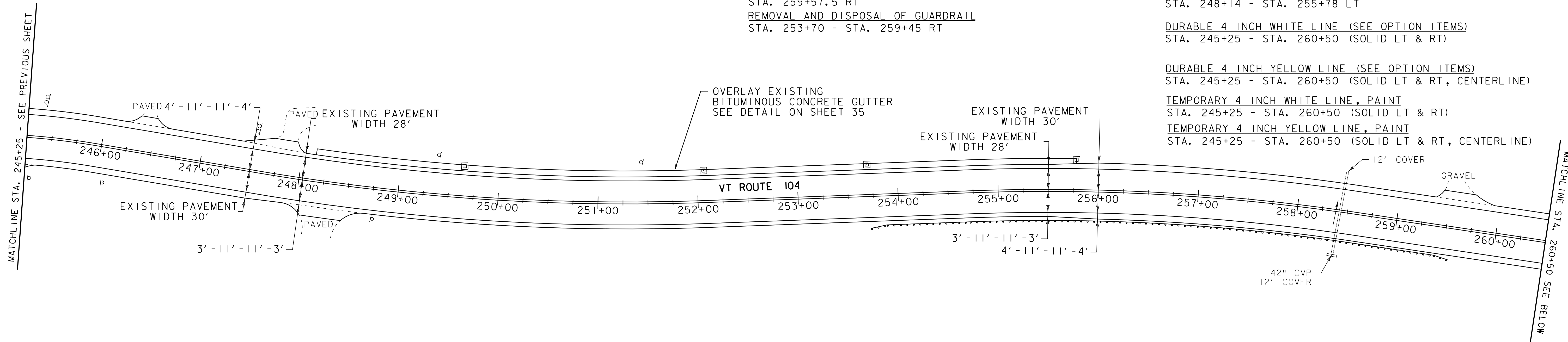

BITUMINOUS CONCRETE GUTTERS AND TRAFFIC ISLANDS
STA. 248+14 - STA. 255+78 LT

DURABLE 4 INCH WHITE LINE (SEE OPTION ITEMS)
STA. 245+25 - STA. 260+50 (SOLID LT & RT)

DURABLE 4 INCH YELLOW LINE (SEE OPTION ITEMS)
STA. 245+25 - STA. 260+50 (SOLID LT & RT, CENTERLINE)

TEMPORARY 4 INCH WHITE LINE, PAINT
STA. 245+25 - STA. 260+50 (SOLID LT & RT)

TEMPORARY 4 INCH YELLOW LINE, PAINT
STA. 245+25 - STA. 260+50 (SOLID LT & RT, CENTERLINE)



REHAB. DROP INLETS, CATCH BASINS, OR
MANHOLES, CLASS I OR CLASS II

STA. 268+86 LT STA. 273+04 LT
STA. 271+18 LT STA. 273+79 RT
STA. 272+72 RT STA. 274+77 LT
STA. 272+76 LT

CHANGING ELEVATION OF SEWER MANHOLE
STA. 272+28 RT (TO BE ADJUSTED BY OTHERS)
STA. 273+90 RT (TO BE ADJUSTED BY OTHERS)

TREATED TIMBER CURB
STA. 267+67 - STA. 268+87 LT
STA. 270+86 - STA. 271+16 LT

STEEL BEAM GUARDRAIL, GALVANIZED
STA. 271+40 - STA. 271+52.5 RT

STEEL BEAM GUARDRAIL, GALVANIZED W/8 FEET POSTS

STA. 266+90 - STA. 268+65 LT
STA. 268+02.5 - STA. 268+71.25 RT
STA. 271+29 - STA. 271+41.5 LT

GUARDRAIL APPROACH SECTION GALVANIZED, TYPE I

STA. 268+65 - STA. 269+15 LT
STA. 268+71.25 - STA. 269+21.25 RT
STA. 270+79 - STA. 271+29 LT
STA. 270+90 - STA. 271+40 RT

REMOVAL AND DISPOSAL OF GUARDRAIL

STA. 266+90 - STA. 269+15 LT
STA. 268+02.5 - STA. 269+21.25 RT
STA. 270+79 - STA. 271+41.5 LT
STA. 270+90 - STA. 271+40 RT

ANCHOR FOR STEEL BEAM RAIL

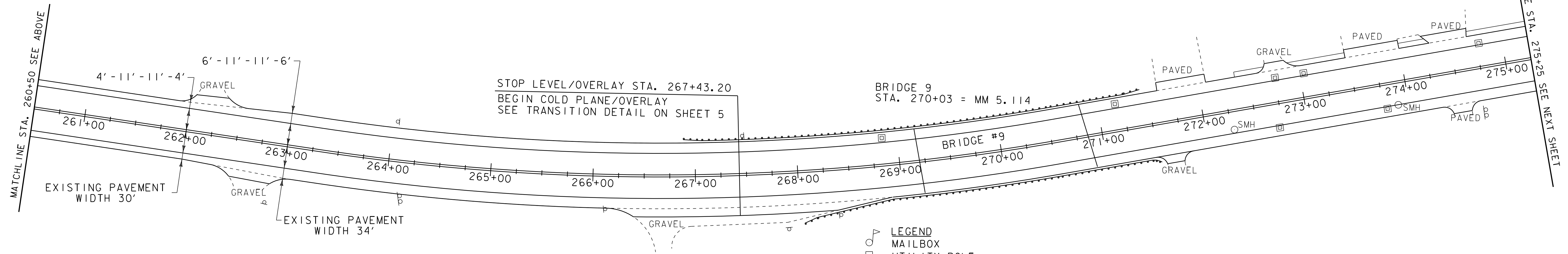

STA. 266+90 LT
STA. 268+02.5 RT
STA. 271+41.5 LT
STA. 271+52.5 RT

DURABLE 4 INCH WHITE LINE (SEE OPTION ITEMS)
STA. 260+50 - STA. 275+25 (SOLID LT & RT)

DURABLE 4 INCH YELLOW LINE (SEE OPTION ITEMS)
STA. 260+50 - STA. 275+25 (SOLID LT & RT, CENTERLINE)

TEMPORARY 4 INCH WHITE LINE, PAINT
STA. 260+50 - STA. 275+25 (SOLID LT & RT)

TEMPORARY 4 INCH YELLOW LINE, PAINT
STA. 260+50 - STA. 275+25 (SOLID LT & RT, CENTERLINE)



- LEGEND**
- MAILBOX
 - UTILITY POLE
 - HYDRANT
 - MANHOLE
 - WATER VALVE
 - CATCH BASIN / DROP INLET
 - SIGN
- NOT TO SCALE**

DATUM	
VERTICAL	N/A
HORIZONTAL	N/A

**PROJECT
LAYOUT
SHEET 13**

PROJECT NAME:	CAMBRIDGE - FAIRFAX
PROJECT NUMBER:	STP 2713(I)
FILE NAME:	p07B182.dgn
PROJECT LEADER:	CDL
DESIGNED BY:	SJL
PLOT FILE:	p07B182.31.i
PLOT DATE:	29-DEC-2014 13:46
DRAWN BY:	SJL
CHECKED BY:	EPD
SHEET	31 OF 36