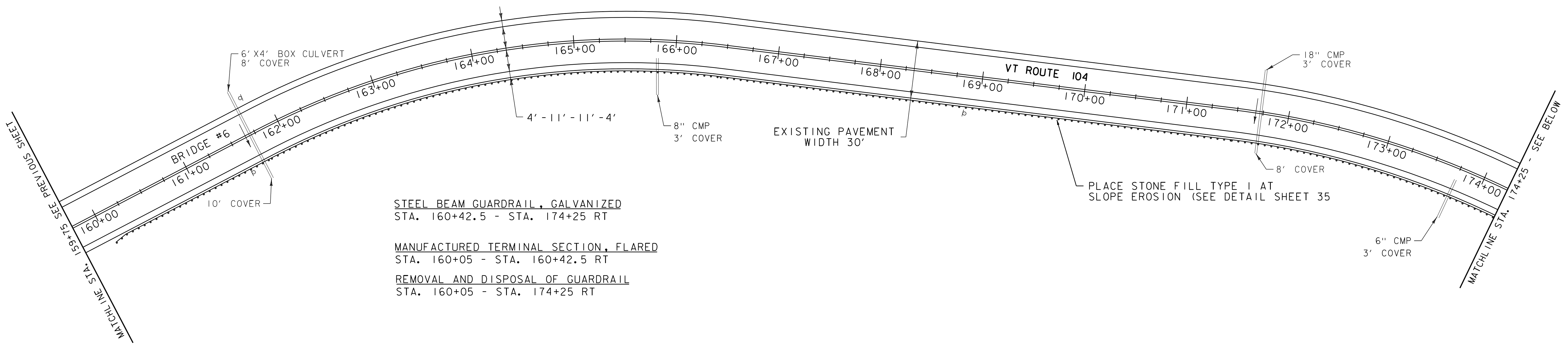
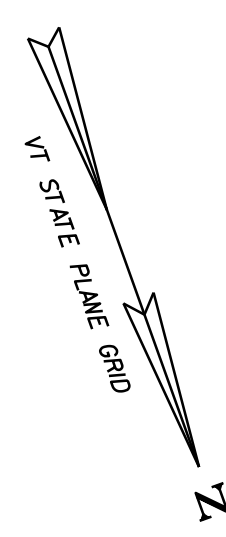


DURABLE 4 INCH WHITE LINE (SEE OPTION ITEMS)  
 STA. 159+75 - STA. 174+25 (SOLID LT & RT)

DURABLE 4 INCH YELLOW LINE (SEE OPTION ITEMS)  
 STA. 159+75 - STA. 174+25 (SOLID LT & RT, CENTERLINE)

TEMPORARY 4 INCH WHITE LINE, PAINT  
 STA. 159+75 - STA. 174+25 (SOLID LT & RT)

TEMPORARY 4 INCH YELLOW LINE, PAINT  
 STA. 159+75 - STA. 174+25 (SOLID LT & RT, CENTERLINE)



STEEL BEAM GUARDRAIL, GALVANIZED  
 STA. 160+42.5 - STA. 174+25 RT

MANUFACTURED TERMINAL SECTION, FLARED  
 STA. 160+05 - STA. 160+42.5 RT

REMOVAL AND DISPOSAL OF GUARDRAIL  
 STA. 160+05 - STA. 174+25 RT

PLACE STONE FILL TYPE I AT  
 SLOPE EROSION (SEE DETAIL SHEET 35)

MATCHLINE STA. 159+75 SEE PREVIOUS SHEET

MATCHLINE STA. 174+25 - SEE BELOW

**PLAINS RD**  
 TH #45  
 MM 3.320  
 STA. 175+32

DURABLE 24 INCH STOP BAR (SEE OPTION ITEMS)  
 STA. 174+93 - STA. 175+27 LT (TH #45)  
 STA. 184+01 - STA. 184+37 RT (TH #51)

DURABLE LETTER OR SYMBOL (SEE OPTION ITEMS)  
 STA. 175+13 LT "STOP" (TH #45)  
 STA. 184+13 RT "STOP" (TH #51)

TEMPORARY 4 INCH WHITE LINE, PAINT  
 STA. 174+25 - STA. 188+50 (SOLID LT & RT)  
 (WITH BREAKS AT TOWN ROADS)  
 STA. 175+28 LT (EDGELINES TH #45)  
 STA. 184+02 RT (EDGELINES TH #51)

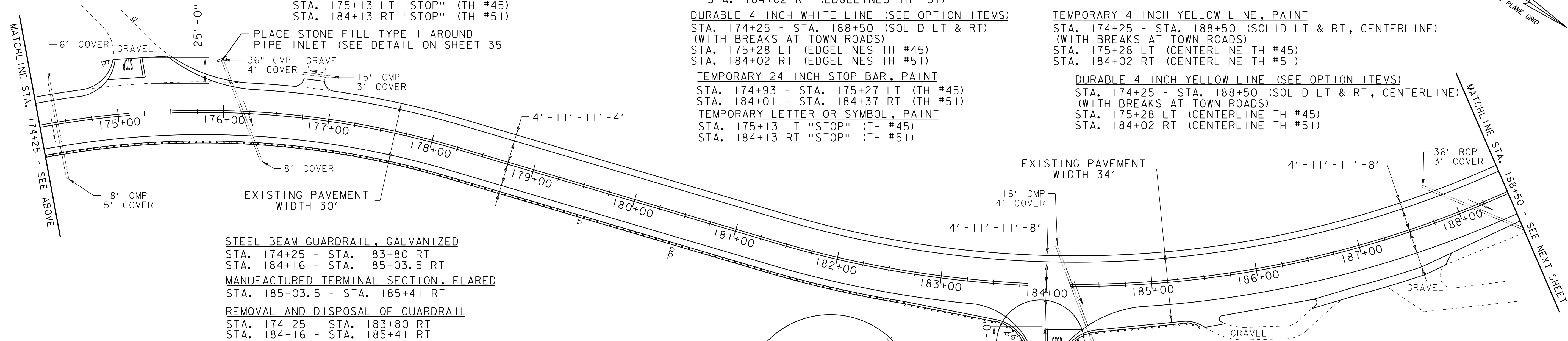
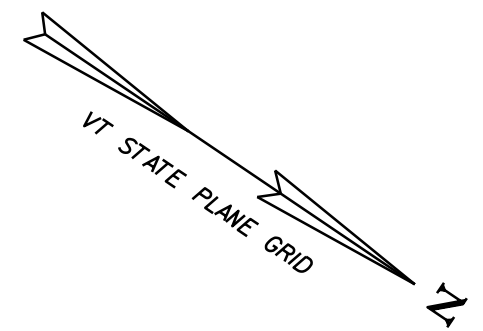
DURABLE 4 INCH WHITE LINE (SEE OPTION ITEMS)  
 STA. 174+25 - STA. 188+50 (SOLID LT & RT)  
 (WITH BREAKS AT TOWN ROADS)  
 STA. 175+28 LT (EDGELINES TH #45)  
 STA. 184+02 RT (EDGELINES TH #51)

TEMPORARY 24 INCH STOP BAR, PAINT  
 STA. 174+93 - STA. 175+27 LT (TH #45)  
 STA. 184+01 - STA. 184+37 RT (TH #51)

TEMPORARY LETTER OR SYMBOL, PAINT  
 STA. 175+13 LT "STOP" (TH #45)  
 STA. 184+13 RT "STOP" (TH #51)

TEMPORARY 4 INCH YELLOW LINE, PAINT  
 STA. 174+25 - STA. 188+50 (SOLID LT & RT, CENTERLINE)  
 (WITH BREAKS AT TOWN ROADS)  
 STA. 175+28 LT (CENTERLINE TH #45)  
 STA. 184+02 RT (CENTERLINE TH #51)

DURABLE 4 INCH YELLOW LINE (SEE OPTION ITEMS)  
 STA. 174+25 - STA. 188+50 (SOLID LT & RT, CENTERLINE)  
 (WITH BREAKS AT TOWN ROADS)  
 STA. 175+28 LT (CENTERLINE TH #45)  
 STA. 184+02 RT (CENTERLINE TH #51)



STEEL BEAM GUARDRAIL, GALVANIZED  
 STA. 174+25 - STA. 183+80 RT  
 STA. 184+16 - STA. 185+03.5 RT

MANUFACTURED TERMINAL SECTION, FLARED  
 STA. 185+03.5 - STA. 185+41 RT

REMOVAL AND DISPOSAL OF GUARDRAIL  
 STA. 174+25 - STA. 183+80 RT  
 STA. 184+16 - STA. 185+41 RT

EXISTING PAVEMENT  
 WIDTH 34'

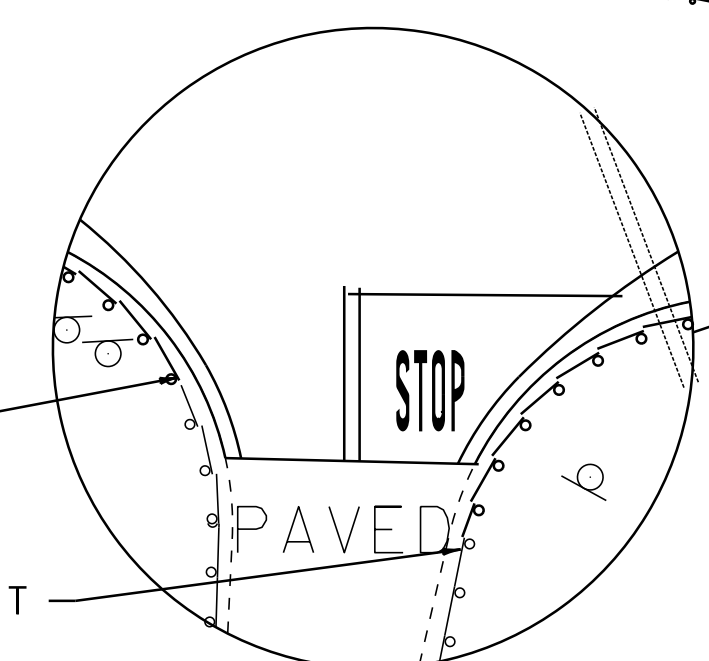
CONNECT TO EXISTING GUARDRAIL  
 STA. 183+80 AND STA. 184+16

DATUM	
VERTICAL	N/A
HORIZONTAL	N/A

- LEGEND**
- MAILBOX
  - UTILITY POLE
  - HYDRANT
  - MANHOLE
  - WATER VALVE
  - CATCH BASIN / DROP INLET
  - SIGN

STA. 183+80 RT CONNECT  
 TO EXISTING GUARDRAIL

STA. 184+16 RT CONNECT  
 TO EXISTING GUARDRAIL



**RIVER RD**  
 TH #51  
 MM 3.485  
 STA. 184+02

**NOT TO SCALE**

**PROJECT LAYOUT SHEET 10**

PROJECT NAME: CAMBRIDGE - FAIRFAX

PROJECT NUMBER: STP 2713(I)

FILE NAME: p07B182.dgn  
 PROJECT LEADER: CDL  
 DESIGNED BY: SJL  
 PLOT FILE: p07B182.28.t

PLOT DATE: 29-DEC-2014 13:46  
 DRAWN BY: SJL  
 CHECKED BY: EPD  
 SHEET 28 OF 36