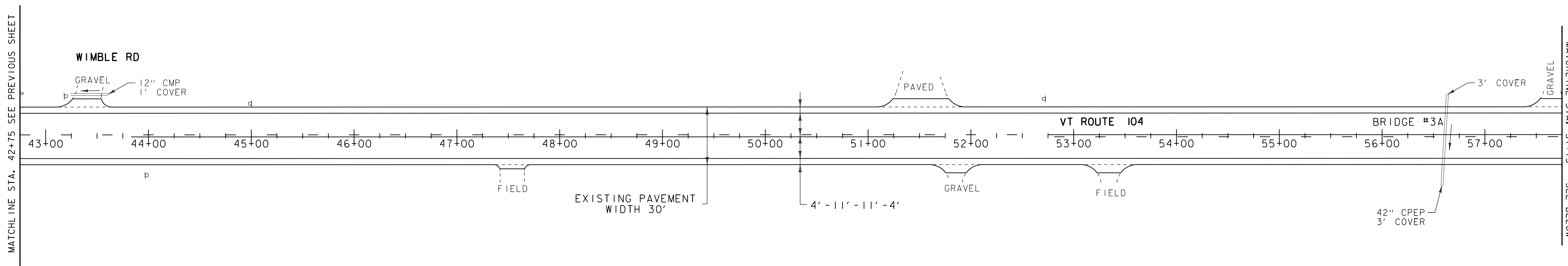
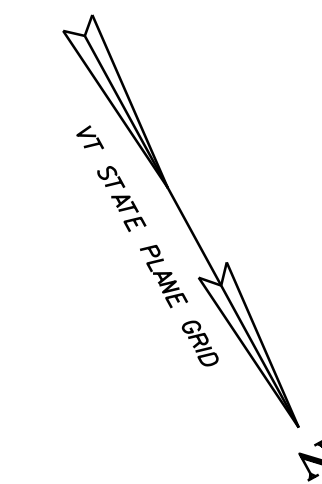


DURABLE 4 INCH WHITE LINE (SEE OPTION ITEMS)  
 STA. 42+75 - STA. 57+75 (SOLID LT & RT)

TEMPORARY 4 INCH WHITE LINE, PAINT  
 STA. 42+75 - STA. 57+75 (SOLID LT & RT)

DURABLE 4 INCH YELLOW LINE (SEE OPTION ITEMS)  
 STA. 42+75 - STA. 43+83 (DASHED, CENTERLINE)  
 STA. 43+83 - STA. 51+75 (DASHED LT, SOLID RT, CENTERLINE)  
 STA. 51+75 - STA. 52+81 (DASHED, CENTERLINE)  
 STA. 52+81 - STA. 57+75 (SOLID LT, DASHED RT, CENTERLINE)

TEMPORARY 4 INCH YELLOW LINE, PAINT  
 STA. 42+75 - STA. 43+83 (DASHED, CENTERLINE)  
 STA. 43+83 - STA. 51+75 (DASHED LT, SOLID RT, CENTERLINE)  
 STA. 51+75 - STA. 52+81 (DASHED, CENTERLINE)  
 STA. 52+81 - STA. 57+75 (SOLID LT, DASHED RT, CENTERLINE)

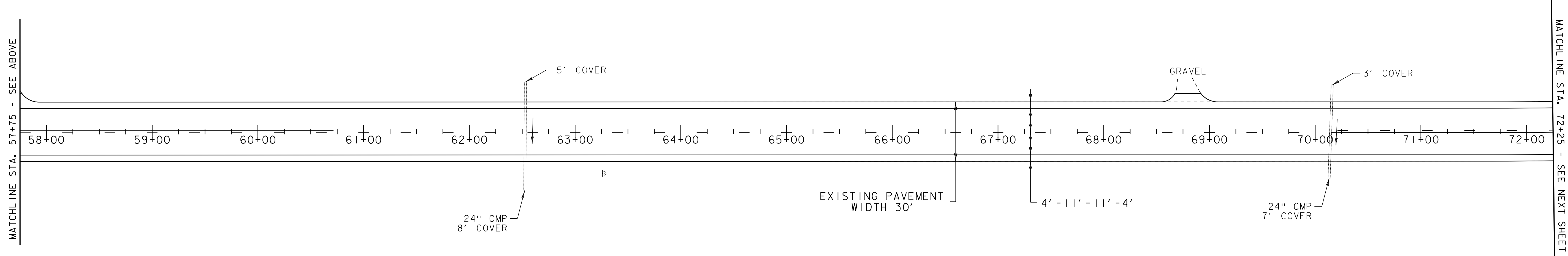
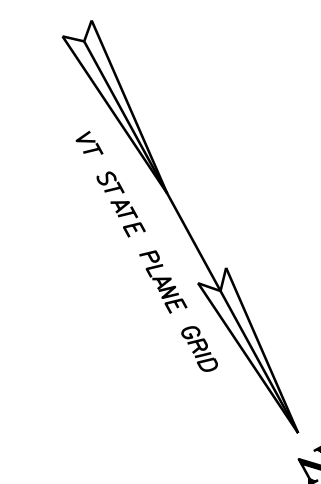


DURABLE 4 INCH WHITE LINE (SEE OPTION ITEMS)  
 STA. 57+75 - STA. 72+25 (SOLID LT & RT)

TEMPORARY 4 INCH WHITE LINE, PAINT  
 STA. 57+75 - STA. 72+25 (SOLID LT & RT)

DURABLE 4 INCH YELLOW LINE (SEE OPTION ITEMS)  
 STA. 57+75 - STA. 60+71 (SOLID LT, DASHED RT, CENTERLINE)  
 STA. 60+71 - STA. 70+21 (DASHED, CENTERLINE)  
 STA. 70+21 - STA. 72+25 (DASHED LT, SOLID RT, CENTERLINE)

TEMPORARY 4 INCH YELLOW LINE, PAINT  
 STA. 57+75 - STA. 60+71 (SOLID LT, DASHED RT, CENTERLINE)  
 STA. 60+71 - STA. 70+21 (DASHED, CENTERLINE)  
 STA. 70+21 - STA. 72+25 (DASHED LT, SOLID RT, CENTERLINE)



- LEGEND**
- MAILBOX
  - UTILITY POLE
  - HYDRANT
  - MANHOLE
  - WATER VALVE
  - CATCH BASIN / DROP INLET
  - SIGN

DATUM	
VERTICAL	N/A
HORIZONTAL	N/A

<b>PROJECT LAYOUT SHEET 6</b>	PROJECT NAME: CAMBRIDGE - FAIRFAX
	PROJECT NUMBER: STP 2713(I)
	FILE NAME: p07B182.dgn
	PLOT DATE: 29-DEC-2014 13:46
	PROJECT LEADER: CDL
	DESIGNED BY: SJL
	PLOT FILE: p07B182_24.i
	DRAWN BY: SJL
	CHECKED BY: EPD
	SHEET 24 OF 36

NOT TO SCALE