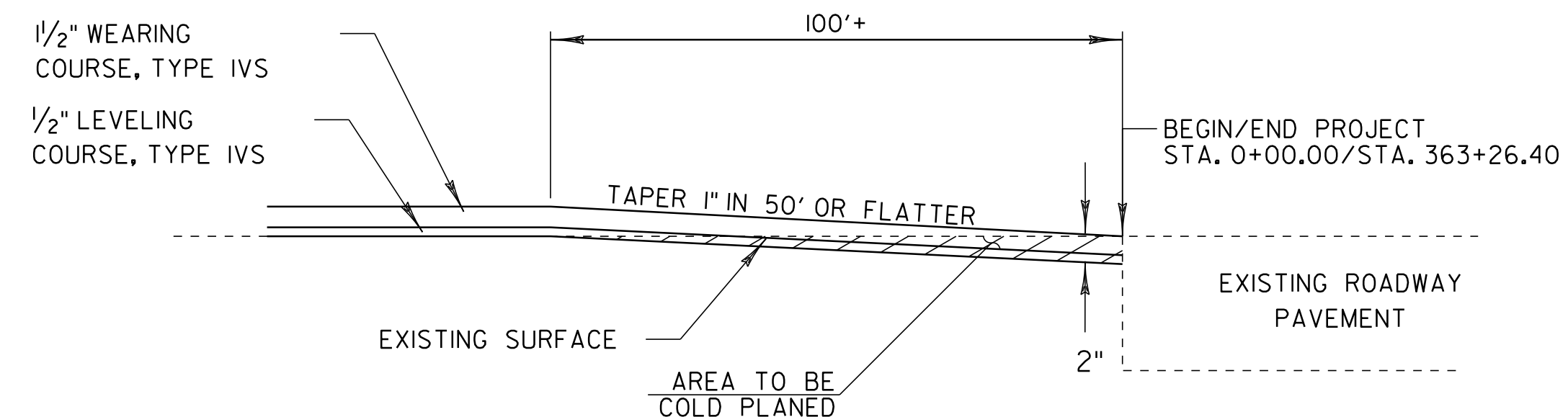


PULL OFF AREA DETAIL

CAMBRIDGE
STA. 37+00 RT
STA. 94+25 RT

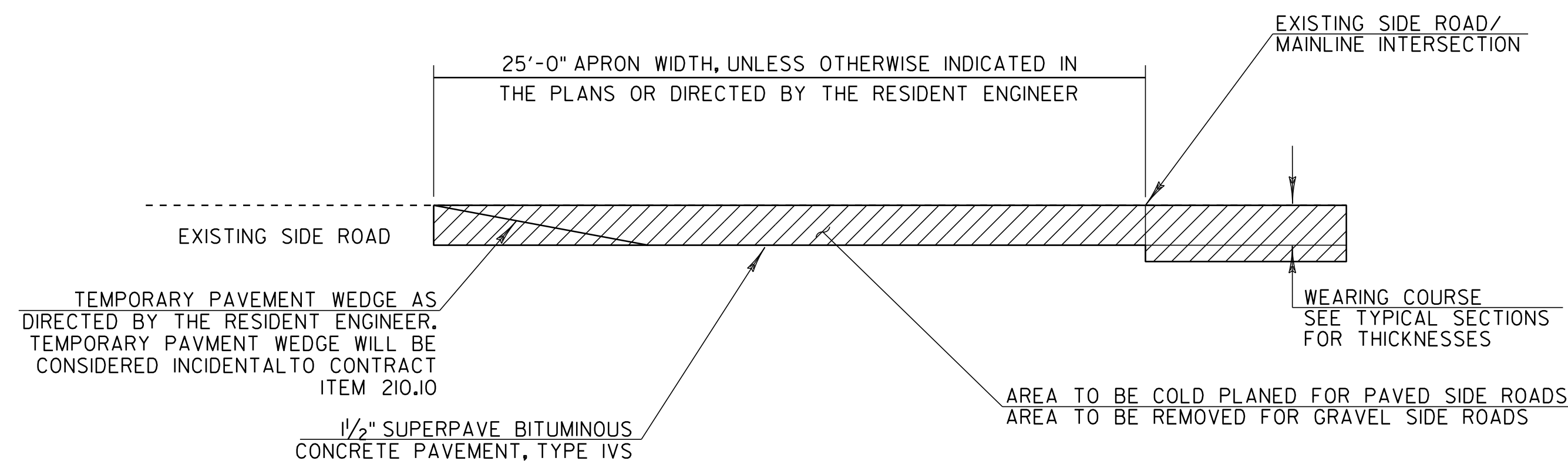
FAIRFAX
STA. 94+75 RT
STA. 147+25 RT

NOTE: ANY EXCAVATION REQUIRED IN THE PULLOFF AREAS PRIOR TO PAVING SHALL BE PAID FOR UNDER THE APPROPRIATE RENTAL ITEMS.



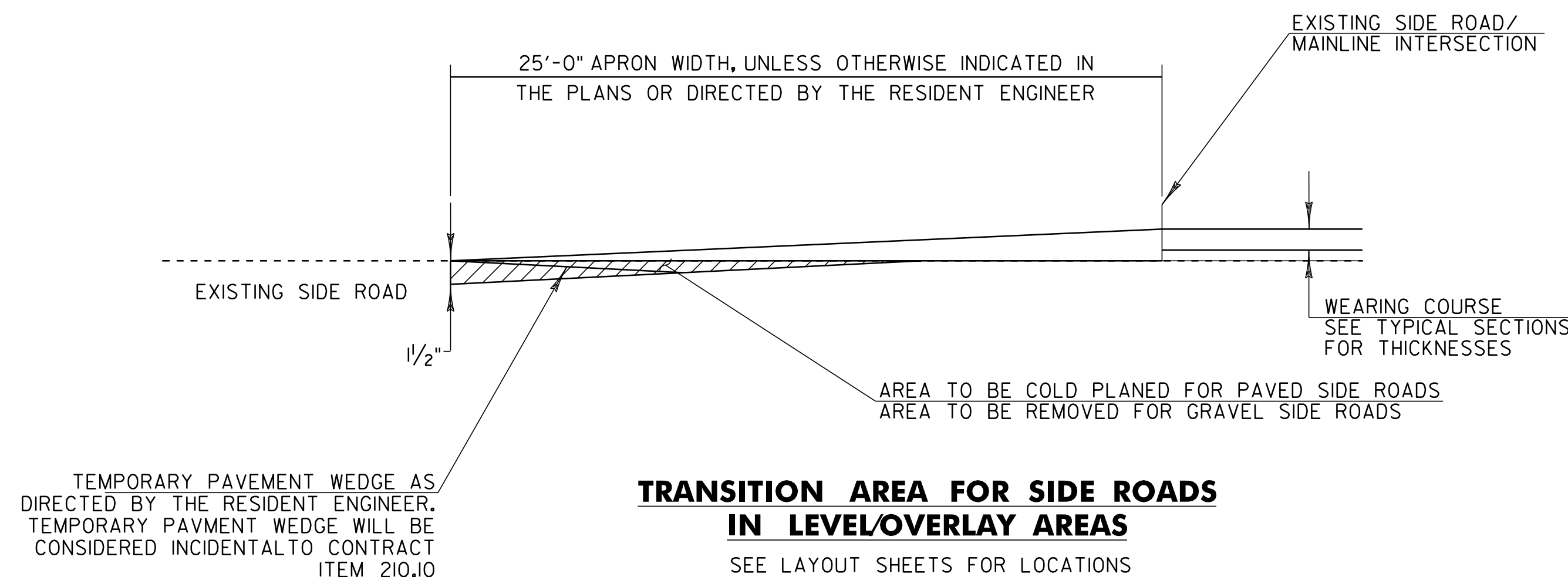
APPROACH AREA DETAIL (BEGIN/END PROJECT)

CAMBRIDGE
STA. 0+00.00
FAIRFAX
STA. 363+26.40



**TRANSITION AREA FOR SIDE ROADS
IN MILL/FILL AREAS**

SEE LAYOUT SHEETS FOR LOCATIONS
OF ALL SIDE ROADS



**TRANSITION AREA FOR SIDE ROADS
IN LEVEL/OVERLAY AREAS**

SEE LAYOUT SHEETS FOR LOCATIONS
OF ALL SIDE ROADS

TOWN AND ROUTE	BEGIN STATION	END STATION	LANE TYPICAL	WEARING DEPTH	LEVELING TON	NOTES
CAMBRIDGE	0+00.00	103+85.77	4' - 11' - 11' - 4'	1 1/2"	1009.4	LEVEL, 1 1/2" TYPE IVS
FAIRFAX	0+00.00	30+86.00	4' - 11' - 11' - 4'	1 1/2"	299.9	LEVEL, 1 1/2" TYPE IVS
	30+86.00	32+31.00	4' - 11' - 11' - 4'	1 1/4"	-	COLD PLANE 1 1/4", 1 1/4" TYPE IVS (BRIDGE #3)
	32+31.00	184+00.00	4' - 11' - 11' - 4'	1 1/2"	1474.2	LEVEL, 1 1/2" TYPE IVS
	184+00.00	187+50.00	4' - 11' - 11' - 8'	1 1/2"	38.6	LEVEL, 1 1/2" TYPE IVS
	187+50.00	189+00.00	4' - 11' - 11' - VARIES	1 1/2"	15.6	LEVEL, 1 1/2" TYPE IVS
	189+00.00	248+03.00	4' - 11' - 11' - 4'	1 1/2"	573.7	LEVEL, 1 1/2" TYPE IVS
	248+03.00	255+75.00	3' - 11' - 11' - 3'	1 1/2"	70.0	LEVEL, 1 1/2" TYPE IVS
	255+75.00	262+50.00	4' - 11' - 11' - 4'	1 1/2"	65.6	LEVEL, 1 1/2" TYPE IVS
	262+50.00	267+43.20	6' - 11' - 11' - 6'	1 1/2"	54.3	LEVEL, 1 1/2" TYPE IVS
	267+43.20	269+20.00	6' - 11' - 11' - 6'	1 1/2"	19.5	COLD PLANE 2", LEVEL, 1 1/2" TYPE IVS
	269+20.00	271+09.20	6' - 11' - 11' - 6'	1 1/4"	-	COLD PLANE 1 1/4", 1 1/4" TYPE IVS (BRIDGE #9)
	271+09.20	278+34.00	6' - 11' - 11' - 6'	1 1/2"	84.9	COLD PLANE 2", LEVEL, 1 1/2" TYPE IVS
	282+54.00	289+25.00	8' - 11' - 11' - 3'	1 1/2"	71.7	COLD PLANE 2", LEVEL, 1 1/2" TYPE IVS
	289+25.00	327+00.00	4' - 11' - 11' - 4'	1 1/2"	366.9	COLD PLANE 2", LEVEL, 1 1/2" TYPE IVS
	327+00.00	327+36.00	VARIES - 11' - 11' - VARIES	1 1/2"	3.4	COLD PLANE 2", LEVEL, 1 1/2" TYPE IVS
	327+36.00	328+00.00	VARIES - 11' - 11' - VARIES	1 1/2"	6.0	LEVEL, 1 1/2" TYPE IVS
	328+00.00	363+26.40	3' - 11' - 11' - 3'	1 1/2"	319.9	LEVEL, 1 1/2" TYPE IVS

NOT TO SCALE

**PROJECT
TYPICAL
SHEET 2**

PROJECT NAME: CAMBRIDGE-FAIRFAX

PROJECT NUMBER: STP 2713(I)

FILE NAME: p07B182.dgn

PROJECT LEADER: CDL

DESIGNED BY: CDL

PLOT FILE: p07B182_4.i

PLOT DATE: 29-DEC-2014 13:45

DRAWN BY: SJL

CHECKED BY: EPD

SHEET 4 OF 36