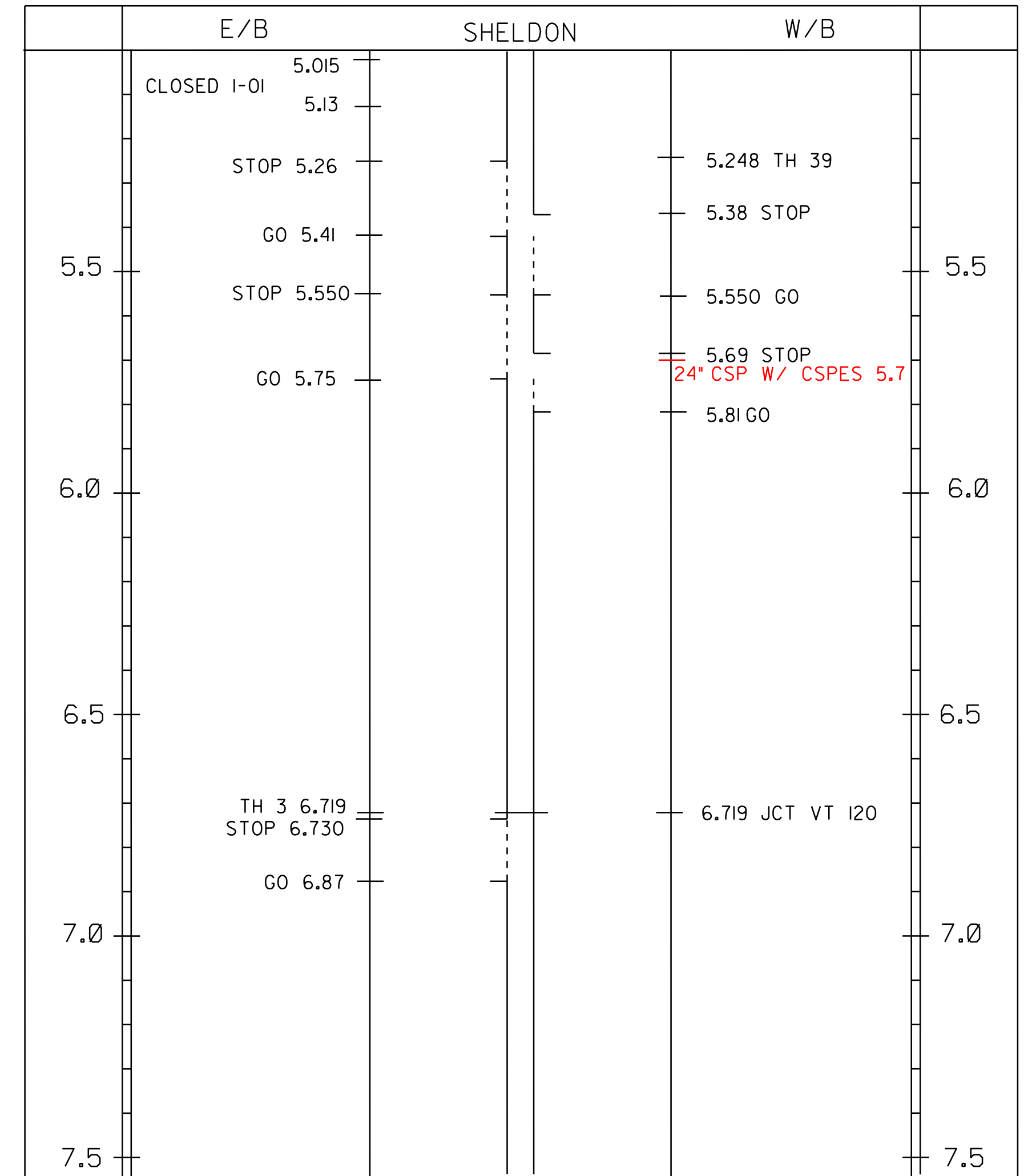
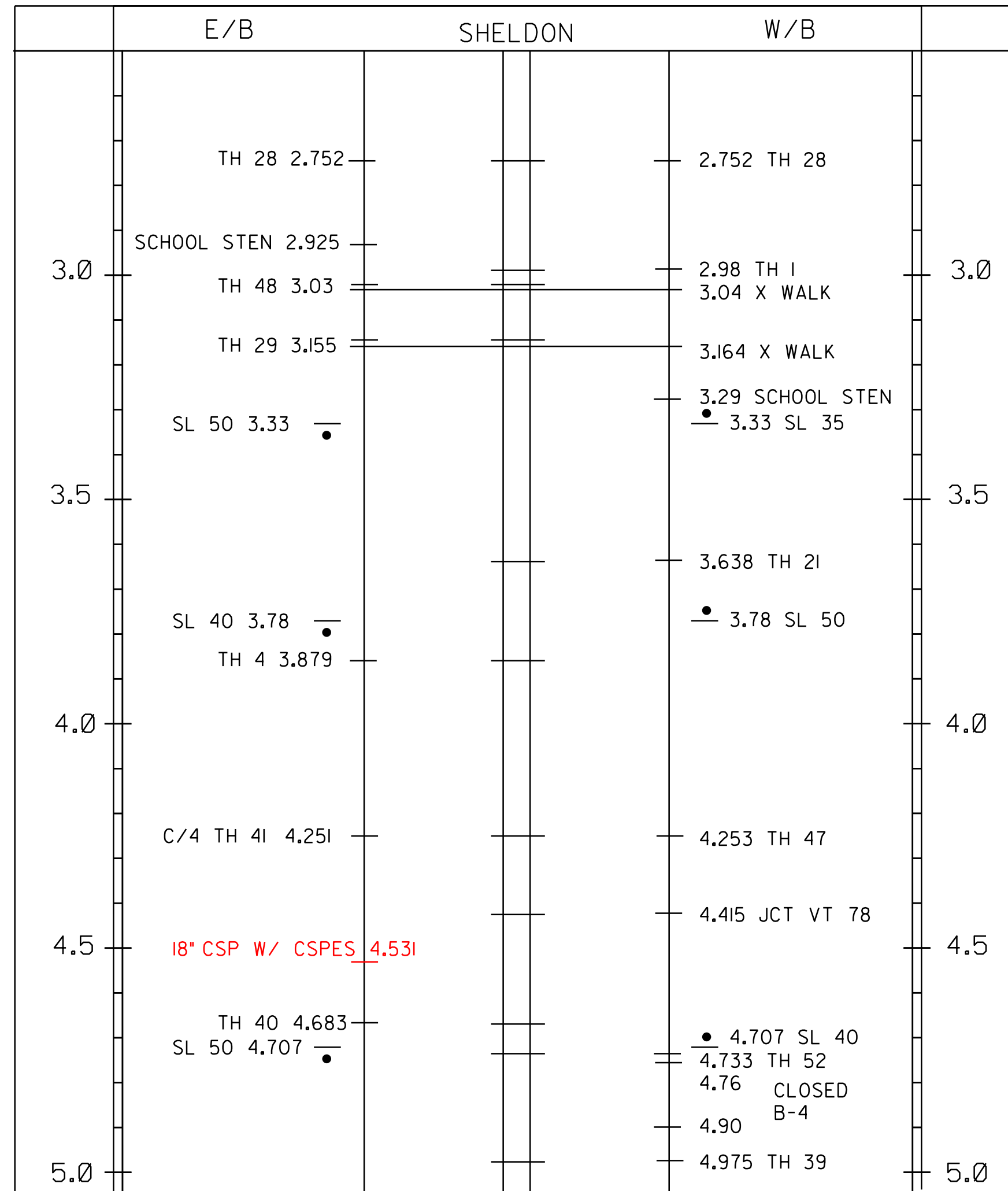
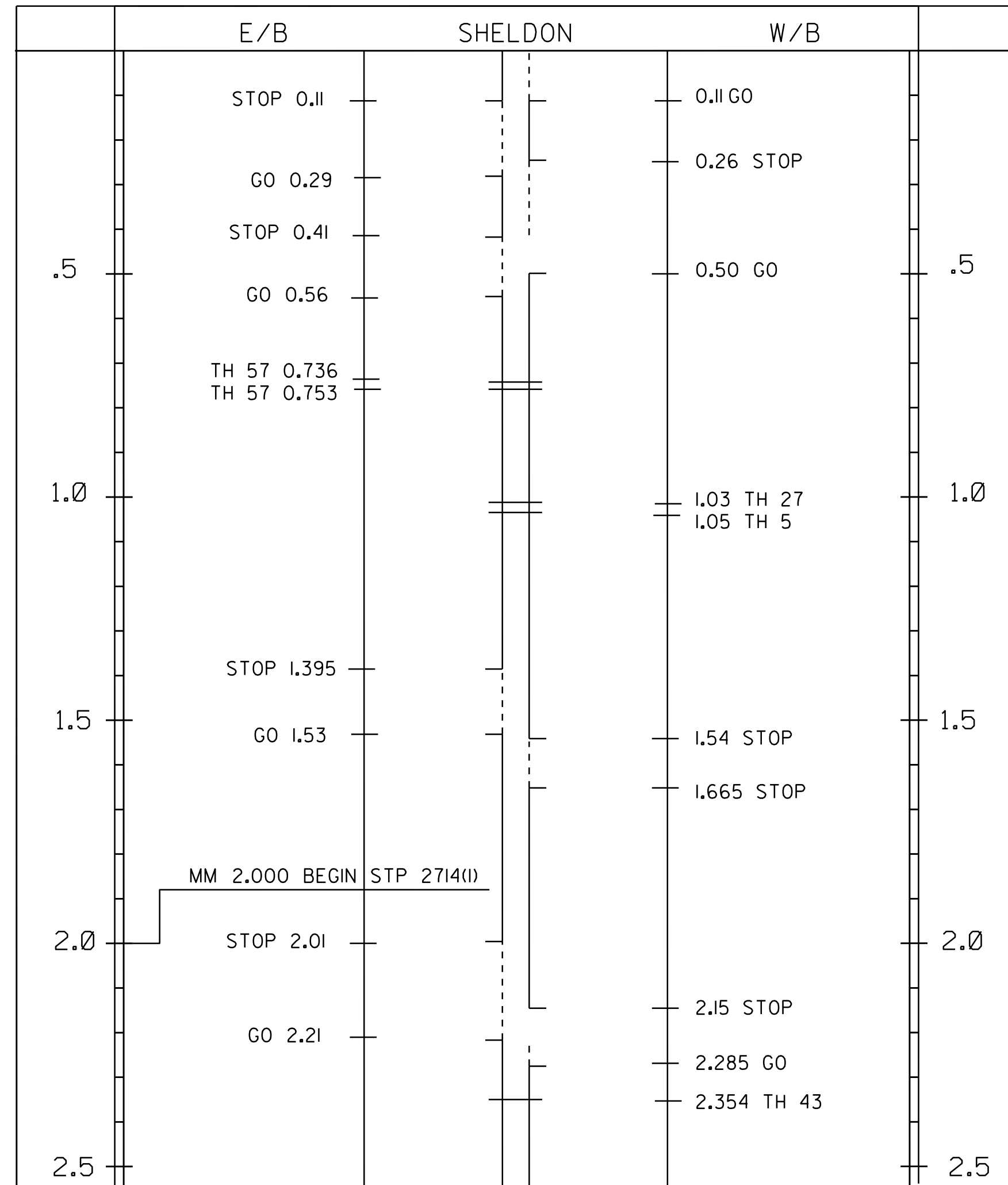


ALL STATIONS SHOWN ARE IN MILES



646.402 DURABLE 4 INCH WHITE LINE, THERMOPLASTIC
 646.602 TEMPORARY 4 INCH WHITE LINE, PAINT
 SHELDON
 MM 2.000 TO MM 7.500 SOLID RT & LT
 MM 2.354, DOUBLE SOLID LT (T.H. 43)
 MM 2.752, DOUBLE SOLID LT (T.H. 28)
 MM 2.752, DOUBLE SOLID RT (T.H. 28)
 MM 2.980, DOUBLE SOLID LT (T.H. 4)
 MM 3.030, DOUBLE SOLID RT (T.H. 48)
 MM 3.155, DOUBLE SOLID RT (T.H. 29)
 MM 3.638, DOUBLE SOLID LT (T.H. 21)
 MM 3.879, DOUBLE SOLID RT (T.H. 4)
 MM 4.251, DOUBLE SOLID RT (T.H. 4I)
 MM 4.253, DOUBLE SOLID LT (T.H. 47)
 MM 4.415, DOUBLE SOLID LT (VT ROUTE 78)
 MM 4.683, DOUBLE SOLID RT (T.H. 40)
 MM 4.733, DOUBLE SOLID LT (T.H. 52)
 MM 4.975, DOUBLE SOLID LT (T.H. 39)
 MM 5.248, DOUBLE SOLID LT (T.H. 39)
 MM 6.719, DOUBLE SOLID LT (VT ROUTE 120)
 MM 6.719, DOUBLE SOLID RT (T.H. 3)

646.412 DURABLE 4 INCH YELLOW LINE, THERMOPLASTIC
 646.612 TEMPORARY 4 INCH YELLOW LINE, PAINT
 SHELDON
 MM 2.000 TO MM 2.010 SOLID RT & LT
 MM 2.010 TO MM 2.150 DASHED RT, SOLID LT
 MM 2.150 TO MM 2.210 DASHED CL
 MM 2.210 TO MM 2.285 SOLID RT, DASHED LT
 MM 2.285 TO MM 5.260 SOLID RT & LT
 MM 2.354, DOUBLE SOLID LT (T.H. 43)
 MM 2.752, DOUBLE SOLID LT (T.H. 28)
 MM 2.752, DOUBLE SOLID RT (T.H. 28)
 MM 2.980, DOUBLE SOLID LT (T.H. 4)
 MM 3.030, DOUBLE SOLID RT (T.H. 48)
 MM 3.155, DOUBLE SOLID RT (T.H. 29)
 MM 3.638, DOUBLE SOLID LT (T.H. 21)
 MM 3.879, DOUBLE SOLID RT (T.H. 4)
 MM 4.251, DOUBLE SOLID RT (T.H. 4I)
 MM 4.253, DOUBLE SOLID LT (T.H. 47)
 MM 4.415, DOUBLE SOLID LT (VT ROUTE 78)
 MM 4.683, DOUBLE SOLID RT (T.H. 40)
 MM 4.733, DOUBLE SOLID LT (T.H. 52)
 MM 4.975, DOUBLE SOLID LT (T.H. 39)
 MM 5.248, DOUBLE SOLID LT (T.H. 39)
 MM 5.260 TO MM 5.380 DASHED RT, SOLID LT
 MM 5.380 TO MM 5.410 DASHED CL
 MM 5.410 TO MM 5.550 SOLID RT, DASHED LT
 MM 5.550 TO MM 5.690 DASHED RT, SOLID LT
 MM 5.690 TO MM 5.750 DASHED CL
 MM 5.750 TO MM 5.810 SOLID RT, DASHED LT
 MM 5.810 TO MM 6.730 SOLID RT & LT
 MM 6.719, DOUBLE SOLID LT (VT ROUTE 120)
 MM 6.719, DOUBLE SOLID RT (T.H. 3)
 MM 6.730 TO MM 6.870 DASHED RT, SOLID LT
 MM 6.870 TO MM 7.500 SOLID RT & LT

646.482 DURABLE 24 INCH STOP BAR, THERMOPLASTIC
 646.682 TEMPORARY 24 INCH STOP BAR, PAINT
 SHELDON
 MM 2.354, LT (T.H. 43)
 MM 2.752, RT (T.H. 28)
 MM 2.752, LT (T.H. 28)
 MM 2.980, LT (T.H. 4)
 MM 3.030, RT (T.H. 48)
 MM 3.155, RT (T.H. 29)
 MM 3.638, LT (T.H. 21)
 MM 3.879, RT (T.H. 4)
 MM 4.251, RT (T.H. 4I)
 MM 4.253, LT (T.H. 47)
 MM 4.415, LT (VT ROUTE 78)
 MM 4.683, RT (T.H. 40)
 MM 4.733, LT (T.H. 52)
 MM 4.975, LT (T.H. 39)
 MM 5.248, LT (T.H. 39)
 MM 6.719, LT (VT ROUTE 120)
 MM 6.719, RT (T.H. 3)

646.492 DURABLE LETTER OR SYMBOL, THERMOPLASTIC
 646.692 TEMPORARY LETTER OR SYMBOL, PAINT
 SHELDON
 MM 2.354, LT - *STOP*
 MM 2.752, RT - *STOP*
 MM 2.752, LT - *STOP*
 MM 2.925, RT - *SCHOOL*
 MM 2.980, LT - *STOP*
 MM 3.030, RT - *STOP*
 MM 3.155, RT - *STOP*
 MM 3.290, LT - *SCHOOL*
 MM 3.638, LT - *STOP*
 MM 3.879, RT - *STOP*
 MM 4.253, LT - *STOP*
 MM 4.415, LT - *STOP*
 MM 4.683, RT - *STOP*
 MM 4.733, LT - *STOP*
 MM 4.733, LT - *STOP*
 MM 4.975, LT - *STOP*
 MM 5.248, LT - *STOP*
 MM 6.719, LT - *STOP*
 MM 6.719, RT - *STOP*

646.502 DURABLE CROSSWALK MARKING, THERMOPLASTIC
 646.702 TEMPORARY CROSSWALK MARKING, PAINT
 SHELDON
 MM 3.040, LT TO RT
 MM 3.164, LT TO RT
 60L0015 18" CSP
 SHELDON
 MM 4.531, RT
 60L6015 18" CSPES
 SHELDON
 MM 4.531, RT
 60L0025 24" CSP
 SHELDON
 MM 5.7, LT
 60L6025 24" CSPES
 SHELDON
 MM 5.7, LT



LANE MARKING SHEET #1

PROJECT NAME: SHELDON-ENOSBURG
 PROJECT NUMBER: STP 2714(I)

FILE NAME: p07b180.dgn
 PROJECT LEADER: JLL
 DESIGNED BY: STANTEC
 IPARM FILE: p07b180lms01.i

PLOT DATE: 07-NOV-2011 16:46
 DRAWN BY: STANTEC
 CHECKED BY: JLL
 SHEET 12 OF 29