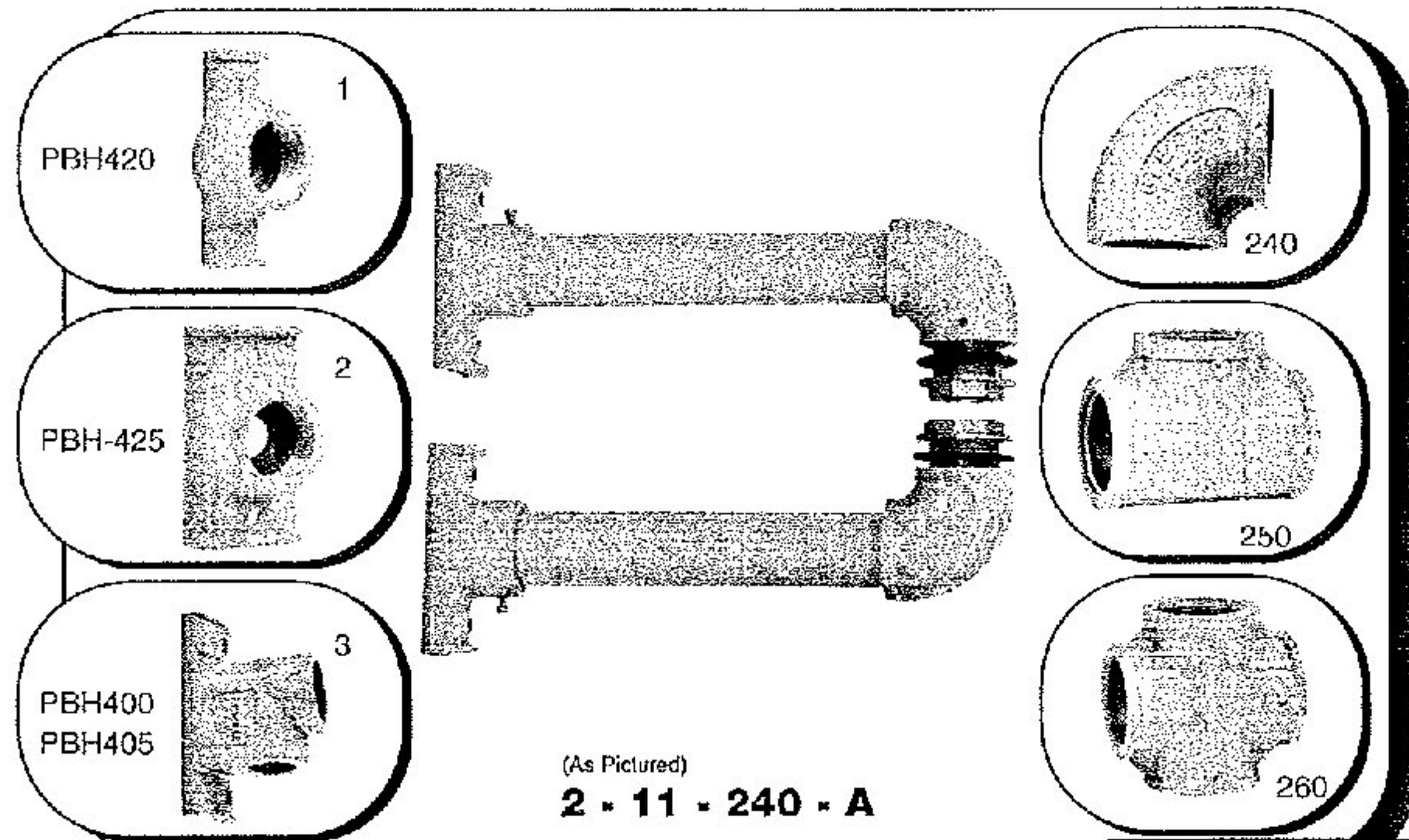


Side of Pole Brackets


Aluminum



(As Pictured)
2 - 11 - 240 - A

Black Quan. X 7

Please specify powder-coated finish when ordering




2	-	11	-	240	-	A
TYPE OF POLE HUB		NIPPLE LENGTH		END FITTING TYPE		CHASE NIPPLE METAL TYPE

240 = Elbows (Top and Bottom)
240/250 = Elbow/Top, Tee Bottom
250 = Tees (Top and Bottom)
260 = Crosses (Top and Bottom)
A = Aluminum B = Bronze
D = Iron

Any length nipple is available - up to 50"

All pipe nipples are 6061-T6 aluminum heavy wall schedule 80. Anti-seize lubricant coats mating threaded parts. All threads are precision cut 1½ - 11½ NPSM and are gauged to tolerance. Chase nipples are available in aluminum, bronze and ductile iron (aluminum die-cast is standard).



**General
Traffic
Equipment
Corporation**

(845) 569-9000

TOLL FREE:

(800) 222-2828

FAX: **(845) 569-1800**

E-MAIL:

gtecorp@aol.com



259 Broadway, Newburgh, NY 12550