STATE OF VERMONT
AGENCY OF TRANSPORTATION

TRAFFIC SIGN SUMMARY SHEET 27

MILEMARKER, STATION, OR SIGN NUMBER	SIGN LEGEND	SIGN DIMENSIONS EA	WIDTH (in)	HEIGHT (in)	NEW & SALVAGED SIGNS "A"	"B"	SALV SIGN	SALV TIS	EXIST POST RETAIN	SALVAGE	NEW SIGN POSTS NO. OF POSTS	FLANGED CHANNEL lb/ft 1.12	2.0	3.0	SQUARE STEEL (in) lb/ft 1.75	2.0	2.5	ANCHOR	SLEEVE	TUBULAR ALUMINUM Ø (in) lb/ft 3.0	4.0	4.0 MOD	FOUND-ATION	TUBULAR STEEL Ø (in) lb/ft 3.0	3.5	4.0	5.0	W-SHAPE STEEL FTG. SIZE 24"	30"	WEIGHT	POST SIZE	SIGNE FRAME REQUIRED	REMARKS	SIGN DETAIL DETAIL IN SHSM BOOK	DETAIL ON SHEET NUMBER	STD. SHEET NUMBER
												1.88	2.42	3.35						1.3	1.7	1.7		7.6	9.0	10.8	14.6									
U.S. ROUTE 2 SOUTH BURLINGTON																																				
61+93, LT	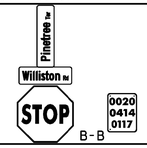	1 1 1 1	42 42 30 6	12 12 30 10	3.50 3.50 6.25 0.42						1						13.5' *	X		PINE TREE TERRACE SIGN NEEDED TO BE REPLACED AT NO FAULT TO L&D, NEED TO ADD 3 SF												INSTALL STREET SIGNS 90 DEGREES TO EACH OTHER RI-1	X	89 88	E-138
62+32, RT	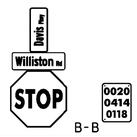	1 1 1 1	36 42 30 6	12 12 30 10	3.00 3.50 6.25 0.42						1						13.5' *	X															INSTALL STREET SIGNS 90 DEGREES TO EACH OTHER RI-1	X	89 88	E-138
62+40, LT		1	24	30	5.00						1						13.5' *	X															VR-017			E-141
63+90 ~~63+25~~, RT	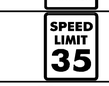	1	30	36	7.50						1						14' *	X															R2-1	X		
67+29 ~~67+33~~, LT	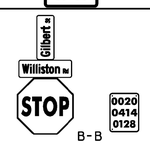	1 1 1 1	36 42 30 6	12 12 30 10	3.00 3.50 6.25 0.42						1						13.5' X	X															INSTALL STREET SIGNS 90 DEGREES TO EACH OTHER RI-1	X	89 88	E-138
67+93, RT	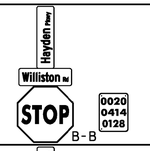	1 1 1 1	42 42 30 6	12 12 30 10	3.50 3.50 6.25 0.42						1						13.5' *	X															INSTALL STREET SIGNS 90 DEGREES TO EACH OTHER RI-1	X	89 88	E-138
71+92, RT	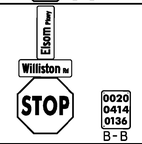	1 1 1 1	36 42 30 6	12 12 30 10	3.00 3.50 6.25 0.42						1						13.5' *	X															INSTALL STREET SIGNS 90 DEGREES TO EACH OTHER RI-1	X	89 88	E-138
72+69, RT		1 1	24 21	24 15	4.00 2.19						1						14.25' *	X															I-5 M6-3 WHITE ON GREEN	X X		
												FT	FT	FT	FT	FT ~~45~~ 41.75	FT ~~80~~ 67.5		EA	LB	LB	LB		LB	LB	LB	LB								
FINAL POST LENGTHS ARE TO BE DETERMINED IN THE FIELD. POST SIZES ARE COMPUTED BASED ON INFORMATION FURNISHED ON THE STANDARD SHEETS AND THE VTRANS "SIGN POST DESIGN GUIDELINE."		**TOTALS**	SF 85.54	SF	EA.	SF						FT			FT ~~125~~ 109.25					LB				EA.	LB				EA.	EA.	LB				

PROJECT NAME: BURLINGTON-SOUTH BURLINGTON
PROJECT NUMBER: NH 2624(1)

FILE NAME: p06d216.dgn
PROJECT LEADER: JLL
DESIGNED BY: STANTEC
IPARM FILE: p06d216tss27.i

PLOT DATE: 2/7/2012
DRAWN BY: STANTEC
CHECKED BY: STANTEC
SHEET 80 OF 108

Stantec