STATE OF VERMONT
AGENCY OF TRANSPORTATION

TRAFFIC SIGN SUMMARY SHEET 24

MILEMARKER, STATION, OR SIGN NUMBER	SIGN LEGEND	SIGN DIMENSIONS EA	WIDTH (in)	HEIGHT (in)	NEW & SALVAGED SIGNS "A"	"B"	SALV SIGN	SALV TIS	EXIST POST RETAIN	SALVAGE	NO. OF POSTS	FLANGED CHANNEL lb/ft 1.12	2.0	3.0	SQUARE STEEL (in) lb/ft 1.75	2.0	2.5	ANCHOR	SLEEVE	TUBULAR ALUMINUM Ø (in) lb/ft 3.0	4.0	4.0 MOD	FOUND-ATION	TUBULAR STEEL Ø (in) lb/ft 3.0	3.5	4.0	5.0	W-SHAPE STEEL FTG. SIZE 24"	30"	WEIGHT	POST SIZE	STIGNE	FRAME REQUIRED	REMARKS	SIGN DETAIL DETAIL IN SHSM BOOK	DETAIL ON SHEET NUMBER	STD. SHEET NUMBER
U.S. ROUTE 2 SOUTH BURLINGTON																																					
52+39, RT		1	24	12	2.00						1										23'*1.7 X 39.1 LBS													M3-2	X		
		1	24	24	4.00																													M1-4	X		
		1	21	15	2.19																													M6-3 BLACK ON WHITE	X		
		1	24	12	2.00																													M3-3 GREEN ON WHITE			E-136B
		1	30	24	5.00																													M1-5 GREEN ON WHITE			E-136B
		1	21	15	2.19																													M6-1 GREEN ON WHITE			E-136B
52+39, LT	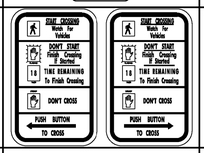	1	9	15	0.94																													R10-3e MOUNT 90 DEGREES TO EACH OTHER ON SIGNAL POLE USING NEW MOUNTING HARDWARE (INCIDENTAL TO SIGN)	X		
		1	9	15	0.94																													R10-3e	X		
52+45, LT		1	36	12	3.00											11'																				89	
		1	42	12	3.50						1					X		X																INSTALL STREET SIGNS 90 DEGREES TO EACH OTHER		88	
		1	6	10	0.42																																E-138
52+57, ℄		1	36	36	9.00											14'																		R3-4	X		
		1	24	30	5.00						1					X		X	1															R4-7	X		
		1	18	18	2.25																													OM1-1	X		
		1	18	18	2.25																													OM1-1	X		
52+78, RT		1	9	15	0.94																													R10-3e MOUNT 90 DEGREES TO EACH OTHER ON SIGNAL POLE USING NEW MOUNTING HARDWARE (INCIDENTAL TO SIGN)	X		
		1	9	15	0.94																													R10-3e	X		
53+26, LT	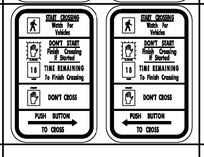	1	9	15	0.94																													R10-3e MOUNT 90 DEGREES TO EACH OTHER ON SIGNAL POLE USING NEW MOUNTING HARDWARE (INCIDENTAL TO SIGN)	X		
		1	9	15	0.94																													R10-3e	X		
												FT	FT	FT	FT	FT ~~30~~ 25	FT		EA 1	LB	LB ~~36~~ 39.1	LB		LB	LB	LB	LB									
FINAL POST LENGTHS ARE TO BE DETERMINED IN THE FIELD. POST SIZES ARE COMPUTED BASED ON INFORMATION FURNISHED ON THE STANDARD SHEETS AND THE VTRANS "SIGN POST DESIGN GUIDELINE."		**TOTALS**	SF 48.44	SF	EA.	SF						FT			FT ~~30~~ 25					LB 36			EA.	LB				EA.	EA.	LB						

Stantec

PROJECT NAME: BURLINGTON-SOUTH BURLINGTON
PROJECT NUMBER: NH 2624(1)

FILE NAME: p06d216.dgn
PROJECT LEADER: JLL
DESIGNED BY: STANTEC
IPARM FILE: p06d216tss24.i

PLOT DATE: 2/7/2012
DRAWN BY: STANTEC
CHECKED BY: STANTEC
SHEET 77 OF 108