STATE OF VERMONT
AGENCY OF TRANSPORTATION

TRAFFIC SIGN SUMMARY SHEET 10

MILEMARKER, STATION, OR SIGN NUMBER	SIGN LEGEND	SIGN DIMENSIONS EA	WIDTH (in)	HEIGHT (in)	NEW & SALVAGED SIGNS "A"	"B"	SALV SIGN	SALV TIS	EXIST POST RETAIN	SALVAGE	NEW SIGN POSTS NO. OF POSTS	FLANGED CHANNEL lb/ft 1.12	2.0	3.0	SQUARE STEEL (in) lb/ft 1.75	2.0	2.5	ANCHOR	SLEEVE	TUBULAR ALUMINUM Ø (in) lb/ft 3.0	4.0	4.0 MOD	TUBULAR STEEL Ø (in) FOUND-ATION	lb/ft 3.0	3.5	4.0	5.0	W-SHAPE STEEL FTG. SIZE 24"	30"	WEIGHT	POST SIZE	STIGNE	FRAME REQUIRED	REMARKS	SIGN DETAIL DETAIL IN SHSM BOOK	DETAIL ON SHEET NUMBER	STD. SHEET NUMBER
																				1.3	1.7	1.7		7.6	9.0	10.8	14.6										
U.S. ROUTE 2 BURLINGTON																																						
28+45, RT		1	9	15	0.94																													RIO-3e MOUNT ON SIGNAL POLE USING NEW MOUNTING HARDWARE (INCIDENTAL TO SIGN)	X		
28+74, LT		1	9	15	0.94																													RIO-3e MOUNT ON SIGNAL POLE USING NEW MOUNTING HARDWARE (INCIDENTAL TO SIGN)	X		
29+04, RT		1	9	15	0.94																													RIO-3e MOUNT ON SIGNAL POLE USING NEW MOUNTING HARDWARE (INCIDENTAL TO SIGN)	X		
29+10, RT	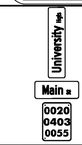	1 1 1	48 30 6	12 12 10	4.00 2.50 0.42						1					USED EXISTING POSTS ~~X~~		~~X~~																INSTALL STREET SIGNS 90 DEGREES TO EACH OTHER		88 88	E-138
29+24, LT	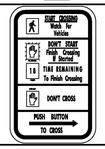	1	9	15	0.94																													RIO-3e MOUNT ON SIGNAL POLE USING NEW MOUNTING HARDWARE (INCIDENTAL TO SIGN)	X		
29+30, ℄	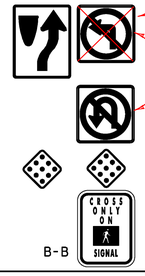	1 1 1 1 1 1	24 36 36 18 18 9	30 36 36 18 18 ~~12~~ 15	5.00 9.00 9.00 2.25 2.25 ~~0.75~~ 0.94																															REPLACED TWO SIGNS WITH ONE 36" X 36" - SIGN NEEDED TO BE 9" X 15" IN ORDER TO FIT ON MOUNTING AUDIO ASSEMBLY	R4-7 R3-2 R3-4 MOUNT ON SIGNAL POLE USING NEW MOUNTING HARDWARE (INCIDENTAL TO SIGN) OMI-1 OMI-1 RIO-2	X X X X X		
29+33, LT		1 1	24 12	18 9	3.00 0.75						1					13' X		X																DII-1 M6-1 WHITE ON GREEN	X X		
												FT	FT	FT	FT	FT ~~30~~ 13	FT		EA	LB	LB	LB		LB	LB	LB	LB										
				TOTALS	SF ~~42.68~~ 33.87	SF	EA.	SF				FT			FT ~~30~~ 13					LB			EA.	LB				EA.	EA.	LB							

FINAL POST LENGTHS ARE TO BE DETERMINED IN THE FIELD. POST SIZES ARE COMPUTED BASED ON INFORMATION FURNISHED ON THE STANDARD SHEETS AND THE VTRANS "SIGN POST DESIGN GUIDELINE."

Stantec

PROJECT NAME: BURLINGTON-SOUTH BURLINGTON
PROJECT NUMBER: NH 2624(1)

FILE NAME: p06d216.dgn
PROJECT LEADER: JLL
DESIGNED BY: STANTEC
IPARM FILE: p06d216tss10.i

PLOT DATE: 2/7/2012
DRAWN BY: STANTEC
CHECKED BY: STANTEC
SHEET 63 OF 108