STATE OF VERMONT
AGENCY OF TRANSPORTATION

TRAFFIC SIGN SUMMARY SHEET 01

MILEMARKER, STATION, OR SIGN NUMBER	SIGN LEGEND	SIGN DIMENSIONS EA	SIGN DIMENSIONS WIDTH (in)	SIGN DIMENSIONS HEIGHT (in)	NEW & SALVAGED SIGNS "A"	NEW & SALVAGED SIGNS "B"	NEW & SALVAGED SIGNS SALV SIGN	NEW & SALVAGED SIGNS SALV TIS	EXIST POST RETAIN	EXIST POST SALVAGE	NEW SIGN POSTS NO. OF POSTS	FLANGED CHANNEL lb/ft 1.12	FLANGED CHANNEL lb/ft 2.0	FLANGED CHANNEL lb/ft 3.0	SQUARE STEEL (in) lb/ft 1.75	SQUARE STEEL (in) lb/ft 2.0	SQUARE STEEL (in) lb/ft 2.5	ANCHOR	SLEEVE	TUBULAR ALUMINUM Ø (in) lb/ft 3.0	TUBULAR ALUMINUM Ø (in) lb/ft 4.0	TUBULAR ALUMINUM Ø (in) lb/ft 4.0 MOD	TUBULAR STEEL Ø (in) FOUND-ATION	TUBULAR STEEL Ø (in) lb/ft 3.0	TUBULAR STEEL Ø (in) lb/ft 3.5	TUBULAR STEEL Ø (in) lb/ft 4.0	TUBULAR STEEL Ø (in) lb/ft 5.0	W-SHAPE STEEL FTG. SIZE 24"	W-SHAPE STEEL FTG. SIZE 30"	W-SHAPE STEEL WEIGHT	W-SHAPE STEEL POST SIZE	SIGNE FRAME REQUIRED	REMARKS	SIGN DETAIL DETAIL IN SHSM BOOK	SIGN DETAIL DETAIL ON SHEET NUMBER	SIGN DETAIL STD. SHEET NUMBER
U.S. ROUTE 2 BURLINGTON																																				
0-43, RT	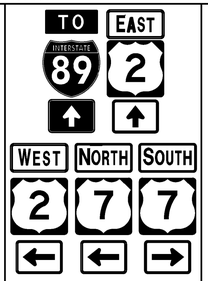	1 1 1 1 1 1 1 1 1 1 1 1 1 1 1 1	24 24 21 24 24 21 24 24 21 24 24 21 24 24 21 24 24 21	12 24 15 12 24 15 12 24 15 12 24 15 12 24 15 12 24 15	2.00 4.00 2.19 2.00 4.00 2.19 2.00 4.00 2.19 2.00 4.00 2.19 2.00 4.00 2.19 2.00 4.00 2.19						2												LT POST 16.08×7.6×122.208 RT POST 15.5×7.6×117.8 2	X 240.008								*3	M4-5 WHITE ON BLUE M1-1 M6-3 WHITE ON BLUE M3-4 M1-4 M6-1 BLACK ON WHITE M3-2 M1-4 M6-3 BLACK ON WHITE M3-1 M1-4 M6-1 BLACK ON WHITE M3-3 M1-4 M6-1 BLACK ON WHITE	X X X X X X X X X X X X X X X X		
0-35, RT		1 1	42 18	12 8	3.50 1.00						1					11' X		X														INSTALL STREET SIGNS 90 DEGREES TO EACH OTHER		91 88	
0-25, RT		1 1	9 9	15 15	0.94 0.94																											RIO-3e MOUNT 90 DEGREES TO EACH OTHER ON SIGNAL POLE USING NEW MOUNTING HARDWARE (INCIDENTAL TO SIGN) RIO-3e	X X		
0-22, LT	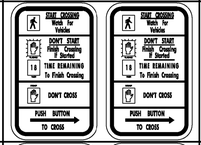	1 1	9 9	15 15	0.94 0.94																											RIO-3e MOUNT 90 DEGREES TO EACH OTHER ON SIGNAL POLE USING NEW MOUNTING HARDWARE (INCIDENTAL TO SIGN) RIO-3e	X X		
0+19, RT	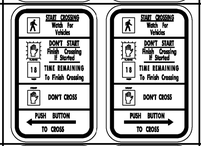	1 1	9 9	15 15	0.94 0.94																											RIO-3e MOUNT 90 DEGREES TO EACH OTHER ON SIGNAL POLE USING NEW MOUNTING HARDWARE (INCIDENTAL TO SIGN) RIO-3e	X X		
0+21, LT	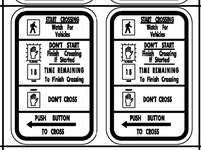	1 1	9 9	15 15	0.94 0.94																											RIO-3e MOUNT 90 DEGREES TO EACH OTHER ON SIGNAL POLE USING NEW MOUNTING HARDWARE (INCIDENTAL TO SIGN) RIO-3e	X X		
FINAL POST LENGTHS ARE TO BE DETERMINED IN THE FIELD. POST SIZES ARE COMPUTED BASED ON INFORMATION FURNISHED ON THE STANDARD SHEETS AND THE VTRANS "SIGN POST DESIGN GUIDELINE."												FT	FT	FT	FT	FT ~~15~~ 11	FT		EA	LB	LB	LB		LB 221	LB	LB	LB								
	TOTALS				SF 52.97	SF	EA.	SF				FT			FT ~~15~~ 11					LB			EA. 2	LB ~~221~~ 240.008				EA.	EA.	LB				

PROJECT NAME: BURLINGTON-SOUTH BURLINGTON
PROJECT NUMBER: NH 2624(1)

FILE NAME: p06d216.dgn
PROJECT LEADER: JLL
DESIGNED BY: STANTEC
IPARM FILE: p06d216tss01.i

PLOT DATE: 2/7/2012
DRAWN BY: STANTEC
CHECKED BY: STANTEC
SHEET 54 OF 108

Stantec