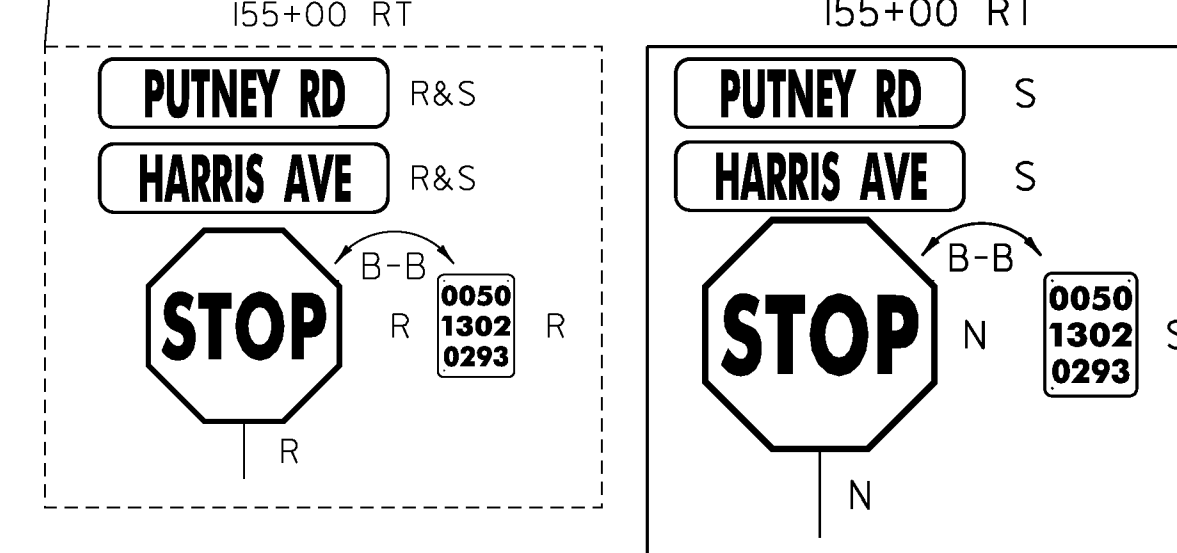
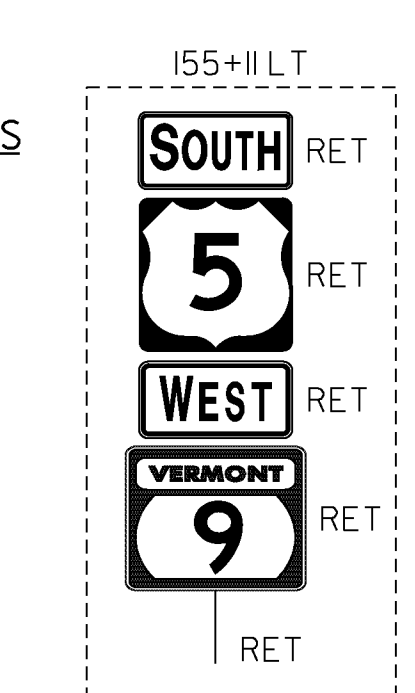
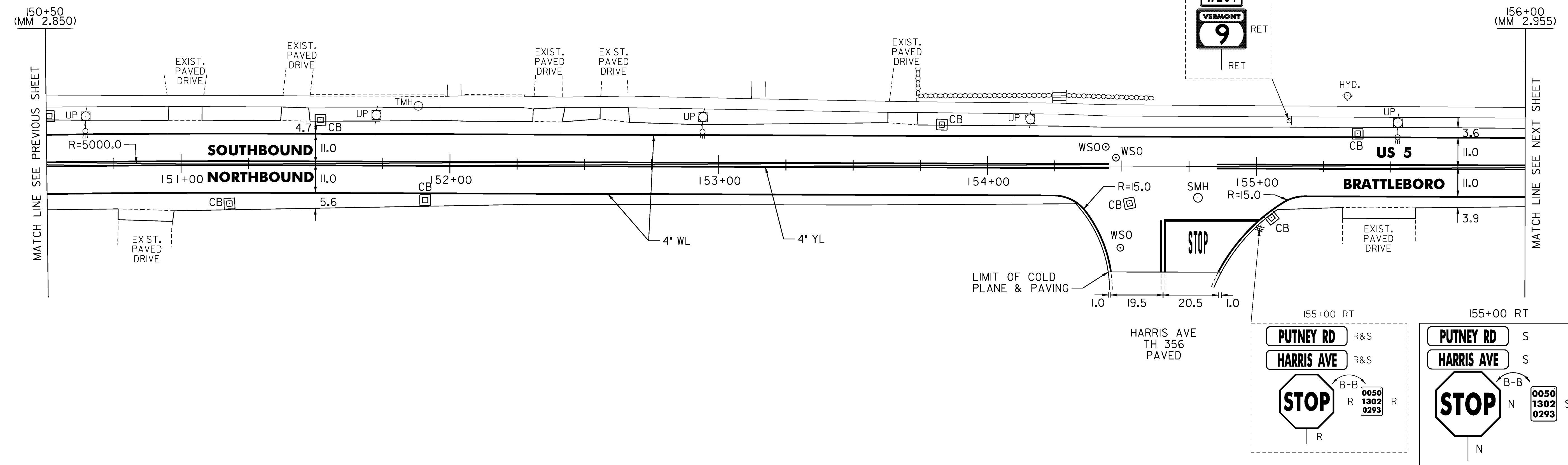


- TEMPORARY 4" WHITE LINE, PAINT
- DURABLE 4" WHITE LINE, RECESSED POLYUREA
- 150+50 TO 156+00 SOLID LT
- 150+50 TO 154+25 SOLID RT
- 155+18 TO 156+00 SOLID RT
- TEMPORARY 4" WHITE LINE, PAINT
- DURABLE 4" WHITE LINE, THERMOPLASTIC
- 154+25 TO 154+46 SOLID RT (TH 356)
- 155+18 TO 156+00 SOLID RT (TH 356)
- TEMPORARY 4" YELLOW LINE, PAINT
- DURABLE 4" YELLOW LINE, RECESSED POLYUREA
- 150+50 TO 154+38 SOLID LT & RT
- 155+01 TO 156+00 SOLID LT & RT
- TEMPORARY 4" YELLOW LINE, PAINT
- DURABLE 4" YELLOW LINE, THERMOPLASTIC
- 154+64 DOUBLE SOLID RT (TH 356)
- TEMPORARY LETTER OR SYMBOL, PAINT
- DURABLE LETTER OR SYMBOL, THERMOPLASTIC
- 154+78 RT - STOP (TH 356)
- TEMPORARY 24" STOP BAR, PAINT
- DURABLE 24" STOP BAR, RECESSED TYPE ITAPE
- 154+66 TO 155+01 RT
- ADJUST ELEVATION OF VALVE BOX
- 154+44 LT
- 154+48 LT
- 154+50 RT (TH 356)
- REHAB. DROP INLETS, CATCH BASINS, OR MANHOLES, CLASS I, II, OR III
- 150+51 LT (CB)
- 151+18 RT (CB)
- 151+52 LT (CB)
- 151+91 RT (CB)
- 153+83 LT (CB)
- 154+53 RT (CB)
- 155+06 RT (CB)
- 155+38 LT (CB)
- CHANGING ELEVATION OF SEWER MANHOLES
- 154+78 RT
- REMOVING SIGNS AS SHOWN - 4
- ERECTING SALVAGED SIGNS AS SHOWN - 3



- LEGEND**
- R = REMOVE EXISTING
 - S = SALVAGE
 - R&S = REMOVE AND SALVAGE
 - N = NEW
 - RET = RETAIN
 - B-B = BACK TO BACK
 - = EXISTING GUARDRAIL
 - = PROPOSED GUARDRAIL
 - YL = YELLOW LINE
 - WL = WHITE LINE

ROADWAY LAYOUT 24 US 5

PROJECT NAME: BRATTLEBORO	FILE NAME: /pave/06d214/pd214	PLOT DATE: 3/19/2010
PROJECT NUMBER: STP 2623(I)	PROJECT LEADER: PTS	DRAWN BY: MRS
	DESIGNED BY: NULL	CHECKED BY: PTS
	IPARM FILE NAME: 06D214_50	SHEET 50 OF 163

NOT TO SCALE

MODEL: Default
CLD_08-0324_z06D0214.dgn