

TEMPORARY 4" WHITE LINE, PAINT
DURABLE 4" WHITE LINE, RECESSED POLYUREA

69+50 TO 70+26 SOLID LT
69+50 TO 69+65 DOTTED RT (LANE LINE)
69+50 TO 70+83 SOLID RT
69+65 TO 70+15 SOLID RT (LANE LINE)
70+65 TO 70+82 SOLID LT
70+89 TO 72+70 SOLID LT
71+23 TO 71+73 SOLID LT (LANE LINE)
71+30 TO 73+48 SOLID RT
71+73 TO 72+23 DOTTED LT (LANE LINE)
71+73 TO 72+23 DOTTED RT (LANE LINE)
72+23 TO 72+73 SOLID RT (LANE LINE)
73+21 TO 73+48 SOLID LT
73+56 TO 74+50 SOLID LT
73+98 TO 74+48 SOLID LT (LANE LINE)
74+02 TO 74+50 SOLID RT
74+48 TO 74+50 DOTTED LT

TEMPORARY 4" YELLOW LINE, PAINT
DURABLE 4" YELLOW LINE, RECESSED POLYUREA

69+50 TO 70+15 DOUBLE SOLID LT
71+23 TO 71+73 DOUBLE SOLID LT
71+73 TO 72+25 DOUBLE SOLID RT TO LT
72+25 TO 72+73 DOUBLE SOLID LT
73+98 TO 74+50 DOUBLE SOLID RT

TEMPORARY 24" STOP BAR, PAINT
DURABLE 24" STOP BAR, RECESSED TYPE I TAPE

70+29 TO 70+43 LT (TH 396)
71+11 TO 71+27 RT (TH 512)
72+73 TO 72+92 LT (TH 398)
73+79 TO 73+95 RT (TH 504)

TEMPORARY CROSSWALK MARKING, PAINT
DURABLE CROSSWALK MARKING, THERMOPLASTIC

70+27 TO 70+62 LT
70+87 LT TO RT
70+91 TO 71+31 RT
72+72 TO 73+20 LT
73+51 LT TO RT
73+55 TO 74+03 RT

DURABLE LETTER OR SYMBOL, THERMOPLASTIC

69+69 CL - ONLY
70+10 CL - LEFT TURN ARROW
70+37 LT - STOP (TH 396)
71+22 RT - STOP (TH 512)
71+27 CL - LEFT TURN ARROW
71+69 CL - ONLY
72+27 CL - ONLY
72+70 CL - LEFT TURN ARROW
72+83 LT - STOP (TH 398)
72+83 LT - RIGHT TURN ARROW (TH 398)
72+94 LT - STOP (TH 398)
72+94 LT - LEFT TURN ARROW (TH 398)
73+90 RT - STOP (TH 504)
74+02 LT - LEFT TURN ARROW
74+44 LT - ONLY

TEMPORARY 4" WHITE LINE, PAINT
DURABLE 4" WHITE LINE, THERMOPLASTIC

70+31 SOLID LT (TH 396)
70+60 SOLID LT (TH 396)
70+92 TO 70+96 SOLID RT (TH 512)
71+29 TO 71+30 SOLID RT (TH 512)
72+77 SOLID LT (TH 398)
72+89 SOLID LT (LANE LINE) (TH 398)
73+12 TO 73+14 SOLID LT (TH 398)
73+57 TO 73+65 SOLID RT (TH 504)
73+97 TO 73+99 SOLID RT (TH 504)

TEMPORARY LETTER OR SYMBOL, PAINT

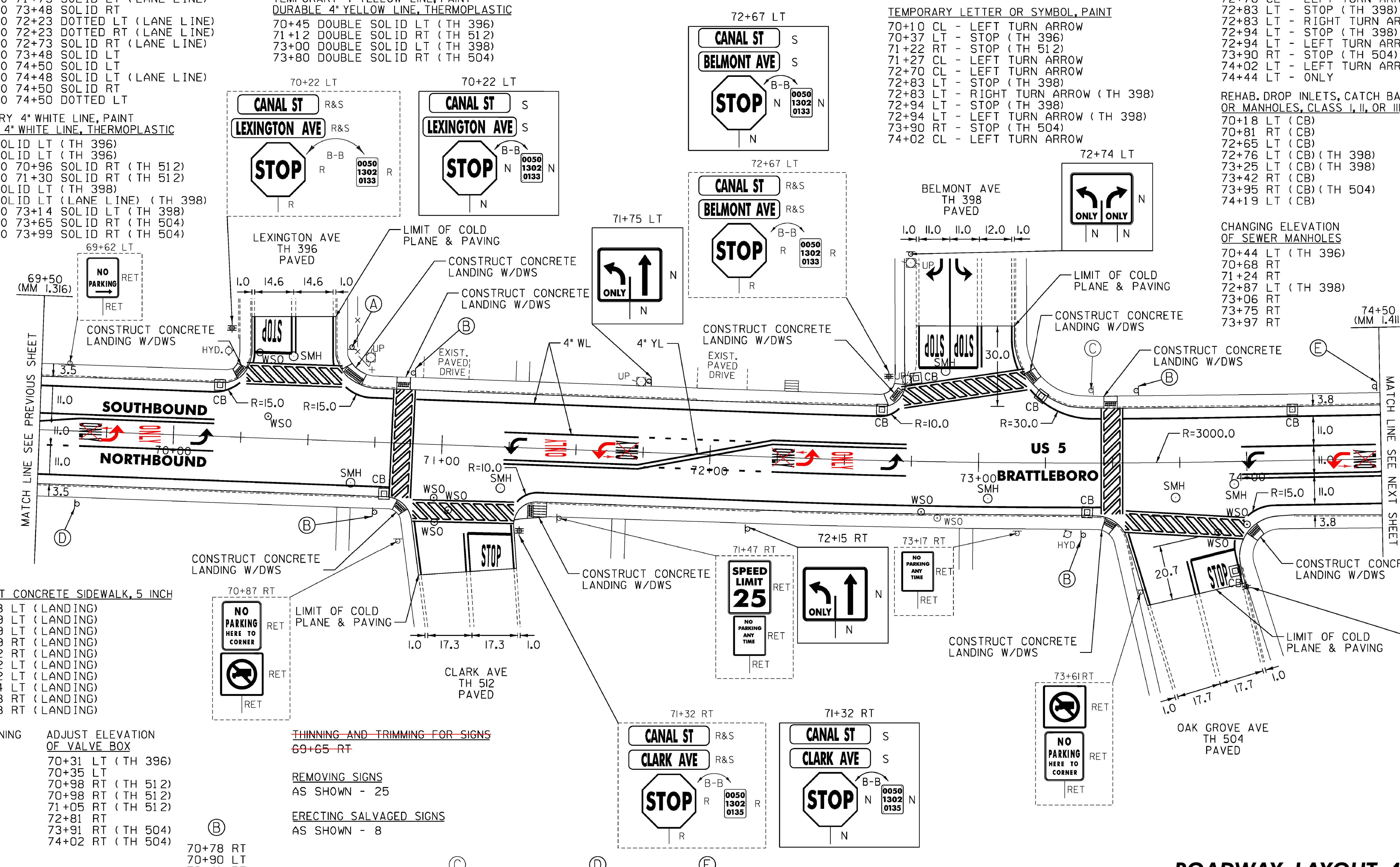
70+10 CL - LEFT TURN ARROW
70+37 LT - STOP (TH 396)
71+22 RT - STOP (TH 512)
71+27 CL - LEFT TURN ARROW
72+70 CL - LEFT TURN ARROW
72+83 LT - STOP (TH 398)
72+83 LT - RIGHT TURN ARROW (TH 398)
72+94 LT - STOP (TH 398)
72+94 LT - LEFT TURN ARROW (TH 398)
73+90 RT - STOP (TH 504)
74+02 CL - LEFT TURN ARROW

REHAB. DROP INLETS, CATCH BASINS,
OR MANHOLES, CLASS I, II, OR III

70+18 LT (CB)
70+81 RT (CB)
72+65 LT (CB)
72+76 LT (CB) (TH 398)
73+25 LT (CB) (TH 398)
73+42 RT (CB)
73+95 RT (CB) (TH 504)
74+19 LT (CB)

CHANGING ELEVATION
OF SEWER MANHOLES

70+44 LT (TH 396)
70+68 RT
71+24 RT
72+87 LT (TH 398)
73+06 RT
73+75 RT
73+97 RT



PORTLAND CEMENT CONCRETE SIDEWALK, 5 INCH

70+23 TO 70+28 LT (LANDING)
70+62 TO 70+69 LT (LANDING)
70+84 TO 70+89 LT (LANDING)
70+84 TO 70+89 RT (LANDING)
71+30 TO 71+42 RT (LANDING)
72+64 TO 72+72 LT (LANDING)
73+19 TO 73+22 LT (LANDING)
73+44 TO 73+54 LT (LANDING)
73+48 TO 73+53 RT (LANDING)
74+02 TO 74+08 RT (LANDING)

DETECTABLE WARNING
SURFACE (DWS)

70+26 LT
70+66 LT
70+87 LT
70+88 RT
71+35 RT
72+71 LT
73+20 LT
73+49 LT
73+51 RT
74+04 RT

ADJUST ELEVATION
OF VALVE BOX

70+31 LT (TH 396)
70+35 LT
70+98 RT (TH 512)
70+98 RT (TH 512)
71+05 RT (TH 512)
72+81 RT
73+91 RT (TH 504)
74+02 RT (TH 504)

THINNING AND TRIMMING FOR SIGNS
69+65 RT

REMOVING SIGNS
AS SHOWN - 25

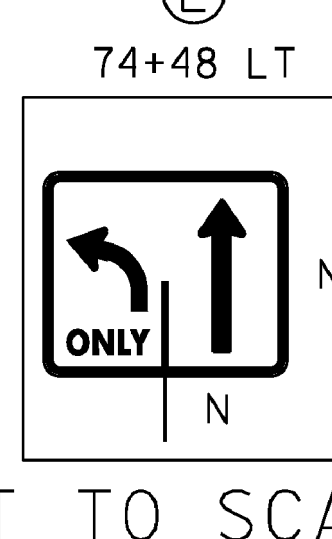
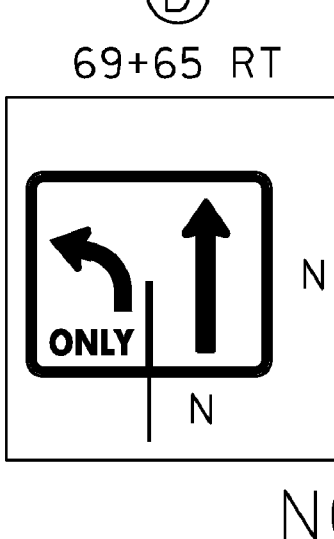
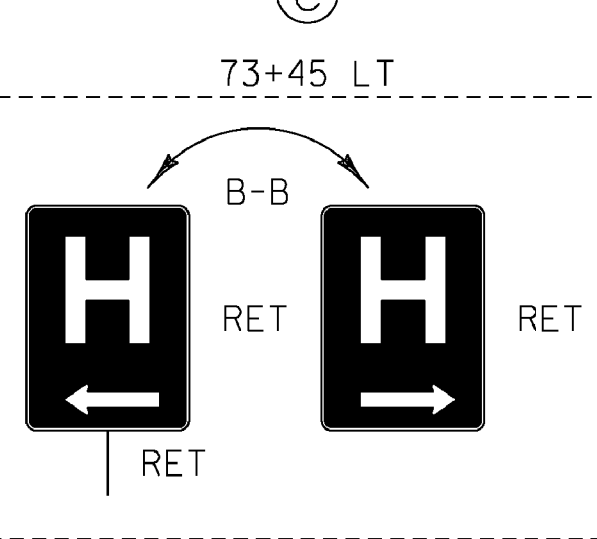

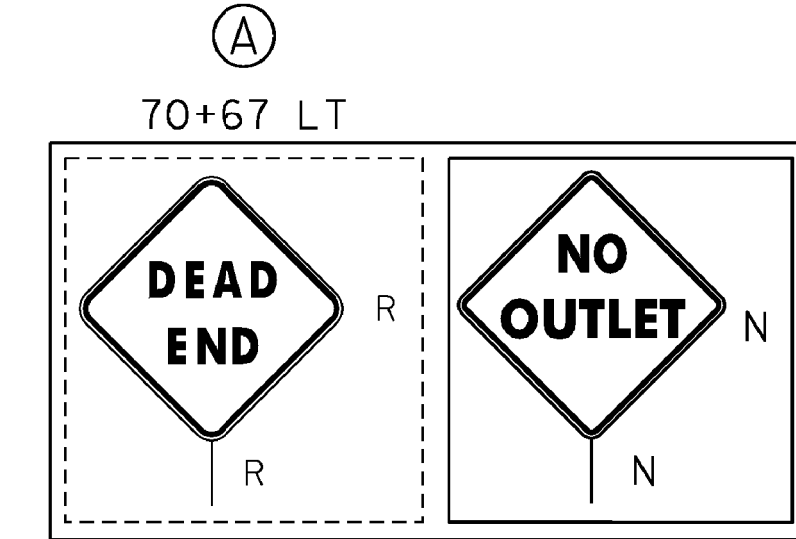
ERECTING SALVAGED SIGNS
AS SHOWN - 8

70+78 RT
70+90 LT
73+41 RT
73+61 LT

73+45 LT

69+65 RT

74+48 LT



NOT TO SCALE

LEGEND

R = REMOVE EXISTING
S = SALVAGE
R&S = REMOVE AND SALVAGE
N = NEW
RET = RETAIN
B-B = BACK TO BACK
--- = EXISTING GUARDRAIL
--- = PROPOSED GUARDRAIL
YL = YELLOW LINE
WL = WHITE LINE

ROADWAY LAYOUT 4 US 5

PROJECT NAME: BRATTLEBORO
PROJECT NUMBER: STP 2623(I)

FILE NAME: /pave/06d214/pd214
PROJECT LEADER: PTS
DESIGNED BY: NULL
IPARM FILE NAME: 06D214_29

PLOT DATE: 3/19/2010
DRAWN BY: MRS
CHECKED BY: PTS
SHEET 29 OF 163

MODEL: Defrauit
CLD_08-0324_Z06D0214.dgn